



**2019 OUTLANDER ES 2.4 2WD**  
**4-DOOR SUV**  
**PEARL WHITE / BLACK**

2.4L SOHC I4 MIVEC  
 CONTINUOUSLY VARIABLE TRANSMISSION  
 50-STATE EMISSIONS STANDARD

**Mechanical Features**

- 2.4L MIVEC SOHC 16-valve 4-cylinder
- Continuously Variable Transmission (CVT)
- Front-Wheel Drive (FWD)

**Exterior Features**

- Halogen headlights
- Auto off headlights
- LED daytime running lights
- LED rear combination tail lights
- Black side-view mirrors
- Heated power side-view mirrors
- Front windshield variable intermittent wipers
- Rear window intermittent wiper/ washer with defroster
- Rear privacy glass
- Roof carrier plug-in accommodation
- Shark fin antenna
- 18-inch two-tone alloy wheels
- 225/55R18 all-season tires
- Tire repair kit

**Interior Features**

- Color multi-information display
- High-contrast meters
- Dual-visor vanity mirrors with illumination
- Cargo light
- 6-way adjustable driver's seat
- 4-way adjustable front passenger seat
- 60/40 split fold-down rear seats with slide and reclining adjustments (2nd row)
- 50/50 flat fold-down third row seats
- 7 passenger seating
- Fabric seating surfaces
- Front passenger seat back pocket
- Heated front seats
- Tilt and telescopic steering wheel
- Gloss black floor console
- Gloss black instrument panel accents
- Gloss black audio panel
- Soft-touch upper instrument panel and door trim

**Convenience Features**

- 7.0" Touch panel display audio system
- Digital HD Radio®
- Six speakers
- Bluetooth® wireless technology
- Steering wheel audio controls
- Steering wheel phone controls
- Front USB port
- Rearview camera
- Remote keyless entry with panic feature
- ECO indicator light
- ECO drive mode switch
- Cruise control
- Dual-zone automatic climate control
- Micron air filtration
- Rear seat air vents
- Rear heater floor ducts
- Power door locks

**Convenience Features (cont'd)**

- Power windows with driver controlled auto up/down for all windows
- Illuminated power window switches
- 12-volt power outlets (x2)
- Floor console box with armrest
- Door panel storage pockets with bottle holder
- Rear seat center armrest with cupholders
- Underfloor cargo area storage
- Sunglass holder (n/a with sunroof)

**Safety & Security**

- Hill Start Assist (HSA)
- Anti-lock Braking System (ABS) with Electronic Brakeforce Distribution (EBD) and Brake Assist
- Electric parking brake w/ auto hold
- Active Stability Control (ASC)
- Traction Control Logic (TCL)
- Tire Pressure Monitoring System (TPMS)
- Side curtain airbags
- Front seat-mounted side airbags
- Driver's knee airbag
- Advanced dual-stage front airbags
- Three-point seatbelts and head restraints for all seating positions
- Adjustable front shoulder belts with pretensioner
- LATCH child-restraint system
- Child safety rear door locks
- Anti-theft alarm system
- Anti-theft engine immobilizer
- RISE body construction

**Additional Equipment**

Pearl White Paint	\$295.00
Full Tank of Gas	INCLUDED
Cargo Mat Package	\$150.00
<ul style="list-style-type: none"> <li>Cargo mat</li> <li>Cargo net</li> <li>Third row floor mat</li> </ul>	
Accy Carpeted Floor Mats and Portfolio	\$135.00

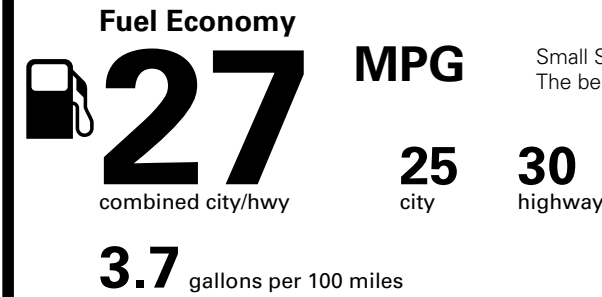
	MSRP*: <b>\$24,695.00</b>
Total Additional Equipment:	<b>\$580.00</b>
	Subtotal: <b>\$25,275.00</b>
Destination/Handling:	<b>\$1,045.00</b>
	Total MSRP*: <b>\$26,320.00</b>

\*MSRP (Manufacturer's Suggested Retail Price)

Visit us at [www.mitsubishicars.com](http://www.mitsubishicars.com)

**EPA DOT Fuel Economy and Environment**

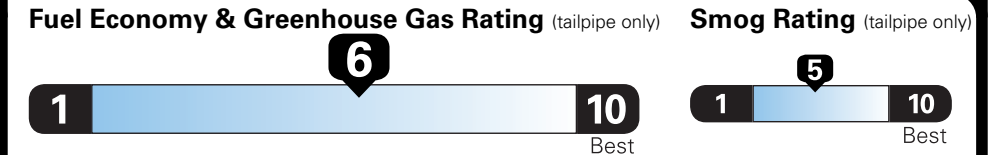
**Gasoline Vehicle**



Small SUVs range from 18 to 120 MPG. The best vehicle rates 136 MPGe.

**You save \$0**  
 in fuel costs over 5 years compared to the average new vehicle.

**Annual fuel cost \$1,400**




This vehicle emits 326 grams CO<sub>2</sub> per mile. The best emits 0 grams per mile (tailpipe only). Producing and distributing fuel also create emissions; learn more at [fuel economy.gov](http://fuel economy.gov).

Actual results will vary for many reasons, including driving conditions and how you drive and maintain your vehicle. The average new vehicle gets 27 MPG and costs \$7,000 to fuel over 5 years. Cost estimates are based on 15,000 miles per year at \$2.55 per gallon. MPGe is miles per gasoline gallon equivalent. Vehicle emissions are a significant cause of climate change and smog.

**fuel economy.gov**

Calculate personalized estimates and compare vehicles



**10-year 100,000-mile LIMITED POWERTRAIN WARRANTY**

10<sup>YEAR</sup> / 100,000<sup>MILE</sup> POWERTRAIN  
 5<sup>YEAR</sup> / 60,000<sup>MILE</sup> BUMPER-TO-BUMPER

7<sup>YEAR</sup> / 100,000<sup>MILE</sup> ANTI-CORROSION/PERFORATION  
 5<sup>YEAR</sup> / UNLIMITED<sup>MILE</sup> ROADSIDE ASSISTANCE

\*See participating Retailer for Limited Warranty and Roadside Assistance terms and conditions.

**Parts Content Information**

For vehicles in this carline:  
 U.S./Canadian Parts Content: 0%  
 Major Sources of Foreign Parts Content: JAPAN 99%

For this vehicle:  
 Final Assembly Point: OKAZAKI, JAPAN  
 Country of Origin: JAPAN  
 Engine: JAPAN  
 Transmission: JAPAN

Note: Parts content does not include final assembly, distribution, or other non-parts costs.

**GOVERNMENT 5-STAR SAFETY RATINGS**

**Overall Vehicle Score** ★★★★★  
 Based on the combined ratings of frontal, side and rollover. Should ONLY be compared to other vehicles of similar size and weight.

<b>Frontal Crash</b>	Driver	★★★★★
	Passenger	★★★★★

Based on the risk of injury in a frontal impact. Should ONLY be compared to other vehicles of similar size and weight.

<b>Side Crash</b>	Front seat	★★★★★
	Rear seat	★★★★★

Based on the risk of injury in a side impact.

<b>Rollover</b>		★★★★★
-----------------	--	-------

Based on the risk of rollover in a single-vehicle crash.

Star ratings range from 1 to 5 stars (★★★★★) with 5 being the highest.  
 Source: National Highway Traffic Safety Administration (NHTSA).  
[www.safercar.gov](http://www.safercar.gov) or 1-888-327-4236

**Cumulative Accessory Weight is 12.4 lbs**

Method of Transport: TRUCK  
 Plant/Port of Entry: HUENEME, CA

VIN : JA4AD2A38KZ026416  
 Route Code : TMP

Gasoline, license and title fees, applicable federal, state and local taxes and dealer and distributor installed options and accessories are not included in the manufacturer's suggested retail price. This label has been applied to this vehicle pursuant to federal law and cannot be moved or altered prior to delivery to the ultimate purchaser.

Cumulative Accessory Weight is 12.4 lbs