



**2020 OUTLANDER SEL 2.4 2WD
4-DOOR SUV
LABRADOR BLACK METALLIC / BEIGE**

2.4L SOHC I4 MIVEC
CONTINUOUSLY VARIABLE TRANSMISSION
50-STATE EMISSIONS STANDARD

Mechanical Features

- Front MacPherson strut suspension with stabilizer bar
- Rear multi-link suspension with stabilizer bar
- Front-Wheel Drive (FWD)

Exterior Features

- Halogen headlights
- Automatic headlights
- Fog lights
- LED daytime running lights
- LED tail lights
- Chrome side-window molding
- Body-colored side mirrors with turn indicators
- Heated power side mirrors
- Power folding side mirrors
- Front variable intermittent wipers
- Front rain-sensing wipers
- Rear intermittent wiper
- Rear window defroster with timer
- Rear privacy glass
- Silver roof rails
- Shark fin antenna
- SEL badge
- 18-inch two-tone alloy wheels
- Tire repair kit

Interior Features

- Color multi-information display
- High-contrast meters
- Dual sunvisor vanity mirrors with illumination
- Cargo light
- 8-way power adjustable driver seat
- 8-way power adjustable passenger seat
- Power driver lumbar support
- 60:40 rear (2nd row) seat folding function with slide and recline adjustments
- 50:50 rear (3rd row) seat folding function
- 7 passenger seating
- Leather appointed seating surfaces
- Driver seatback pocket
- Passenger seatback pocket
- Heated front seats
- Leather-wrapped steering wheel
- Tilt and telescopic steering wheel
- Leather-wrapped shift knob
- Gloss black floor console
- Silver carbon-style instrument panel accents
- Gloss black audio panel
- Soft-touch upper instrument panel and door trim

Convenience Features

- 8.0" Smartphone-link Display Audio (SDA)
- Apple CarPlay® and Android™ Auto
- SiriusXM® with 3-month All Access trial
- HD Radio®
- 6 speakers
- Bluetooth® wireless technology
- Steering wheel audio and phone controls
- Steering wheel voice recognition control

Convenience Features (cont'd)

- Front USB port
- Rear USB ports
- Rearview camera
- Auto-dimming rearview mirror with Homelink®
- Remote keyless entry
- FAST-Key entry system
- Push button start
- ECO indicator
- ECO mode switch
- Cruise control
- Dual-zone automatic climate control
- Micron air filtration
- Rear seat air vents
- Rear (2nd row) heater floor ducts
- Power windows with driver controlled auto up/down for all windows
- Illuminated power window switches
- Power remote liftgate
- 12-volt power outlets
- Floor console box with armrest
- Front and rear door bottle holders
- Rear seat center armrest with cupholders
- Underfloor cargo area storage
- Sunglass holder (n/a with sunroof)

Safety & Security

- Forward Collision Mitigation (FCM) with Pedestrian Detection
- Lane Departure Warning (LDW)
- Automatic High Beam (AHB)
- Blind Spot Warning (BSW) with Lane Change Assist (LCA) and Rear Cross Traffic Alert (RCTA)
- Hill Start Assist (HSA)
- Anti-lock Braking System (ABS) with Electronic Brakeforce Distribution (EBD) and brake assist
- Electric parking brake with auto hold
- Active Stability Control (ASC)
- Tire Pressure Monitoring System (TPMS)
- Side curtain airbags
- Front seat-mounted side airbags
- Driver knee airbag
- Advanced dual-stage front airbags
- Three-point seatbelts with pretensioner for front seating positions
- Head restraints at all seating positions
- Adjustable front-seat shoulder belt anchors
- LATCH (Lower Anchors and Tethers for Children)
- Child safety rear door locks
- Anti-theft alarm system
- Anti-theft engine immobilizer
- RISE body construction

Additional Equipment

Full Tank of Gas	INCLUDED
Accy Tonneau Cover	\$190.00
Accy Carpeted Floor Mats and Portfolio	\$145.00
Protection Value Package	\$560.00

- Cargo tray
- Rear bumper step protector
- Scuff plates
- Liftgate protector
- All weather floor mats

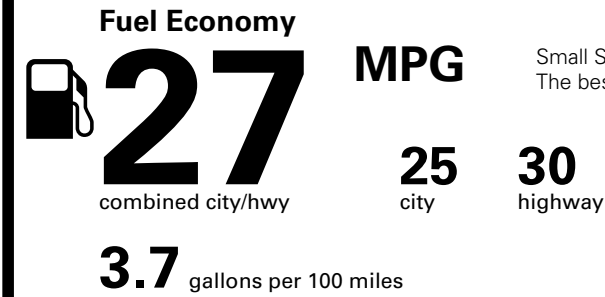
MSRP*	\$27,395.00
Total Additional Equipment:	\$895.00
Subtotal:	\$28,290.00
Destination/Handling:	\$1,095.00
Total MSRP*	\$29,385.00

*MSRP (Manufacturer's Suggested Retail Price)

Visit us at www.mitsubishicars.com

EPA DOT Fuel Economy and Environment


Gasoline Vehicle



Small SUVs range from 18 to 120 MPG. The best vehicle rates 136 MPGe.

You save \$0
in fuel costs over 5 years compared to the average new vehicle.

Annual fuel cost \$1,500




This vehicle emits 326 grams CO₂ per mile. The best emits 0 grams per mile (tailpipe only). Producing and distributing fuel also create emissions; learn more at fuelconomy.gov.

Actual results will vary for many reasons, including driving conditions and how you drive and maintain your vehicle. The average new vehicle gets 27 MPG and costs \$7,500 to fuel over 5 years. Cost estimates are based on 15,000 miles per year at \$2.70 per gallon. MPGe is miles per gasoline gallon equivalent. Vehicle emissions are a significant cause of climate change and smog.

fuelconomy.gov

Calculate personalized estimates and compare vehicles



10-year 100,000-mile LIMITED POWERTRAIN WARRANTY

10^{YEAR} / 100,000^{MILE} POWERTRAIN
7^{YEAR} / 100,000^{MILE} ANTI-CORROSION/PERFORATION
5^{YEAR} / 60,000^{MILE} BUMPER-TO-BUMPER
5^{YEAR} / UNLIMITED^{MILE} ROADSIDE ASSISTANCE

*See participating Retailer for Limited Warranty and Roadside Assistance terms and conditions.

Parts Content Information

For vehicles in this carline:
U.S./Canadian Major Sources of Parts Content: Foreign Parts Content:
1% JAPAN 91%

For this vehicle:
Final Assembly Point: OKAZAKI, JAPAN
Country of Origin: JAPAN
Engine: JAPAN
Transmission: JAPAN

Note: Parts content does not include final assembly, distribution, or other non-parts costs.

GOVERNMENT 5-STAR SAFETY RATINGS

Overall Vehicle Score		★★★★
Based on the combined ratings of frontal, side and rollover. Should ONLY be compared to other vehicles of similar size and weight.		
Frontal Crash	Driver Passenger	★★★★★
Based on the risk of injury in a frontal impact. Should ONLY be compared to other vehicles of similar size and weight.		
Side Crash	Front seat Rear seat	★★★★★
Based on the risk of injury in a side impact.		
Rollover		★★★★
Based on the risk of rollover in a single-vehicle crash.		

Star ratings range from 1 to 5 stars (★★★★★) with 5 being the highest. Source: National Highway Traffic Safety Administration (NHTSA). www.safercar.gov or 1-888-327-4236



Cumulative Accessory Weight is **24.3 lbs** Method of Transport: TRUCK VIN : JA4AD3A36LZ008097
Plant/Port of Entry: JACKSONVILLE,FL Route Code : THT

Gasoline, license and title fees, applicable federal, state and local taxes and dealer and distributor installed options and accessories are not included in the manufacturer's suggested retail price. This label has been applied to this vehicle pursuant to federal law and cannot be moved or altered prior to delivery to the ultimate purchaser.

Cumulative Accessory Weight is **24.3 lbs**