



**2019 OUTLANDER SEL 2.4 2WD  
4-DOOR SUV  
ALLOY SILVER METALLIC / BLACK**

2.4L SOHC I4 MIVEC  
CONTINUOUSLY VARIABLE TRANSMISSION  
50-STATE EMISSIONS STANDARD

**Mechanical Features**

- 2.4L MIVEC SOHC 16-valve 4-cylinder
- Continuously Variable Transmission (CVT)
- Front-Wheel Drive (FWD)

**Exterior Features**

- Halogen headlights
- Auto on/off headlights
- Fog lights
- LED daytime running lights
- LED rear combination tail lights
- Chrome beltline molding
- Color-keyed folding side-view mirrors with turn indicators
- Heated power side-view mirrors
- Power folding side-view mirrors
- Front windshield rain-sensing wipers
- Rear window intermittent wiper/washer with defroster
- Rear privacy glass
- Silver roof rails
- Shark fin antenna
- SEL badge
- 18-inch two-tone alloy wheels
- 225/55R18 all-season tires
- Tire repair kit

**Interior Features**

- Color multi-information display
- High-contrast meters
- Dual-visor vanity mirrors with illumination
- Cargo light
- 8-way power adjustable driver's seat
- 8-way power adjustable passenger seat
- 60/40 split fold-down rear seats with slide and reclining adjustments (2nd row)
- 50/50 flat fold-down third row seats
- 7 passenger seating
- Leather appointed seats
- Driver's seat back pocket
- Front passenger seat back pocket
- Heated front seats
- Leather-wrapped steering wheel
- Tilt and telescopic steering wheel
- Leather-wrapped shift knob
- Gloss black floor console
- Silver painted instrument panel accents
- Gloss black audio panel
- Soft pad door armrest and trim panel insert
- Soft-touch upper instrument panel and door trim

**Convenience Features**

- 7.0" Smartphone Link Display Audio (SDA) System
- Apple Carplay™ and Android Auto™ Compatibility
- SiriusXM® Satellite Radio with 3-month subscription
- Digital HD Radio®
- Six speakers
- Bluetooth® wireless technology
- Steering wheel audio controls

**Convenience Features (cont'd)**

- Steering wheel phone controls
- Steering wheel voice controls
- Front USB port
- Rear USB port
- Rearview camera
- Auto-dimming rearview mirror w/ Homelink®
- FAST-Key passive entry system with push button start and panic feature
- ECO indicator light
- ECO drive mode switch
- Cruise control
- Dual-zone automatic climate control
- Micron air filtration
- Rear seat air vents
- Rear heater floor ducts
- Power door locks
- Power windows with driver controlled auto up/down for all windows
- Illuminated power window switches
- Power remote tailgate
- 12-volt power outlets (x2)
- Floor console box with armrest
- Door panel storage pockets with bottle holder
- Rear seat center armrest with cupholders
- Underfloor cargo area storage
- Sunglass holder (n/a with sunroof)

**Safety & Security**

- Blind Spot Warning (BSW) with Lane Change Assist (LCA) Rear Cross Traffic Alert (RCTA)
- Hill Start Assist (HSA)
- Anti-lock Braking System (ABS) with Electronic Brakeforce Distribution (EBD) and Brake Assist
- Electric parking brake w/ auto hold
- Active Stability Control (ASC)
- Traction Control Logic (TCL)
- Tire Pressure Monitoring System (TPMS)
- Side curtain airbags
- Front seat-mounted side airbags
- Driver's knee airbag
- Advanced dual-stage front airbags
- Three-point seatbelts and head restraints for all seating positions
- Adjustable front shoulder belts with pretensioner
- LATCH child-restraint system
- Child safety rear door locks
- Anti-theft alarm system
- Anti-theft engine immobilizer
- RISE body construction

**Additional Equipment**

Full Tank of Gas	INCLUDED
Accy Carpeted Floor Mats and Portfolio	\$135.00

MSRP*	<b>\$27,095.00</b>
Total Additional Equipment:	<b>\$135.00</b>
Subtotal:	<b>\$27,230.00</b>
Destination/Handling:	<b>\$995.00</b>
Total MSRP*:	<b>\$28,225.00</b>

\*MSRP (Manufacturer's Suggested Retail Price)

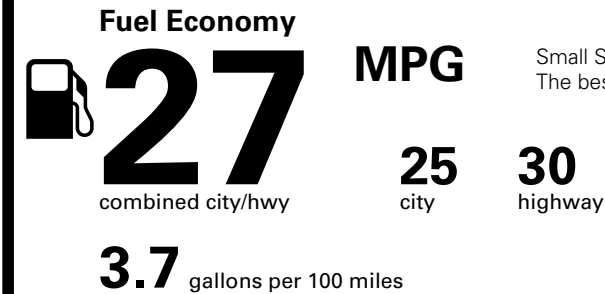
Visit us at [www.mitsubishicars.com](http://www.mitsubishicars.com)



**Fuel Economy and Environment**



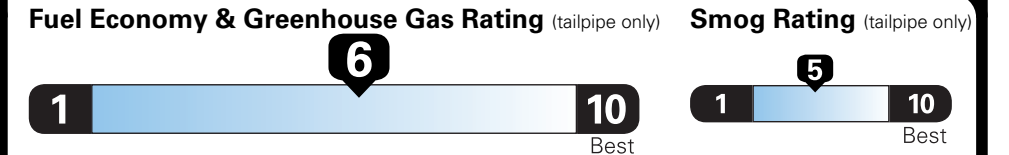
Gasoline Vehicle



Small SUVs range from 18 to 37 MPG. The best vehicle rates 136 MPGe.

**You save \$0**  
in fuel costs over 5 years compared to the average new vehicle.

**Annual fuel cost \$1,400**




This vehicle emits 326 grams CO<sub>2</sub> per mile. The best emits 0 grams per mile (tailpipe only). Producing and distributing fuel also create emissions; learn more at [fuel economy.gov](http://fuel economy.gov).

Actual results will vary for many reasons, including driving conditions and how you drive and maintain your vehicle. The average new vehicle gets 27 MPG and costs \$7,000 to fuel over 5 years. Cost estimates are based on 15,000 miles per year at \$2.55 per gallon. MPGe is miles per gasoline gallon equivalent. Vehicle emissions are a significant cause of climate change and smog.

**fuel economy.gov**

Calculate personalized estimates and compare vehicles



**10-year 100,000-mile LIMITED POWERTRAIN WARRANTY**

10<sup>YEAR</sup>/100,000<sup>MILE</sup> POWERTRAIN  
5<sup>YEAR</sup>/60,000<sup>MILE</sup> BUMPER-TO-BUMPER

7<sup>YEAR</sup>/100,000<sup>MILE</sup> ANTI-CORROSION/PERFORATION  
5<sup>YEAR</sup>/UNLIMITED<sup>MILE</sup> ROADSIDE ASSISTANCE

\*See participating Retailer for Limited Warranty and Roadside Assistance terms and conditions.

**Parts Content Information**

For vehicles in this carline:  
U.S./Canadian Major Sources of Parts Content: Foreign Parts Content:  
**0%** **JAPAN 95%**

For this vehicle:  
Final Assembly Point: **OKAZAKI, JAPAN**  
Country of Origin: **JAPAN**  
Engine: **JAPAN**  
Transmission: **JAPAN**

Note: Parts content does not include final assembly, distribution, or other non-parts costs.

**GOVERNMENT 5-STAR SAFETY RATINGS**

**Overall Vehicle Score** ★★★★★  
Based on the combined ratings of frontal, side and rollover. Should ONLY be compared to other vehicles of similar size and weight.

<b>Frontal Crash</b>	Driver	★★★★★
	Passenger	★★★★★

Based on the risk of injury in a frontal impact. Should ONLY be compared to other vehicles of similar size and weight.

<b>Side Crash</b>	Front seat	★★★★★
	Rear seat	★★★★★

Based on the risk of injury in a side impact.

**Rollover** ★★★★★  
Based on the risk of rollover in a single-vehicle crash.

Star ratings range from 1 to 5 stars (★★★★★) with 5 being the highest. Source: National Highway Traffic Safety Administration (NHTSA). [www.safercar.gov](http://www.safercar.gov) or 1-888-327-4236

**Cumulative Accessory Weight is 6.0 lbs**

Method of Transport: TRUCK  
Plant/Port of Entry: HUENEME, CA

VIN : JA4AD3A38KZ007807  
Route Code : TSE

Gasoline, license and title fees, applicable federal, state and local taxes and dealer and distributor installed options and accessories are not included in the manufacturer's suggested retail price. This label has been applied to this vehicle pursuant to federal law and cannot be moved or altered prior to delivery to the ultimate purchaser.

Cumulative Accessory Weight is 6.0 lbs