



**2020 OUTLANDER SPORT 2.0 ES 2WD
4-DOOR SUV
LABRADOR BLACK METALLIC / BLACK**

2.0L DOHC I4 MIVEC
CONTINUOUSLY VARIABLE TRANSMISSION
50-STATE EMISSIONS STANDARD

Mechanical Features

- 2.0L MIVEC DOHC 4-cylinder
- Electric power steering
- Front MacPherson strut suspension with stabilizer bar
- Rear multi-link suspension with stabilizer bar
- Front-Wheel Drive (FWD)

Exterior Features

- LED low and high beam headlights
- LED daytime running lights
- LED tail lights
- Body-colored outer door handles
- Body-colored side mirrors
- Heated power side mirrors
- Front variable intermittent wipers
- Rear intermittent wiper
- Rear window defroster with timer
- Rear privacy glass
- Roof carrier plug-in accommodation
- Roof spoiler
- Shark fin antenna
- 18-inch two-tone alloy wheels
- 225/55R18 all-season tires
- Temporary spare tire

Interior Features

- Color multi-information display
- High-contrast meters
- Dual sunvisor vanity mirrors
- Cargo light
- 6-way adjustable driver seat
- 4-way adjustable passenger seat
- Fabric seating surfaces
- 60:40 rear seat folding function
- 5 Passenger seating
- Driver seatback pocket
- Tilt and telescopic steering wheel
- Soft-touch upper instrument panel and door trim
- Chrome inner door handles
- Gloss black shift panel

Convenience Features

- 7.0" display audio
- HD Radio®
- 4 speakers
- Bluetooth® wireless technology
- Steering wheel audio and phone controls
- Front USB port
- Rearview camera
- Cruise control
- Automatic climate control
- Micron air filtration
- Rear heater floor ducts
- Remote keyless entry
- Power windows with driver auto up/down
- 12V power outlets
- Floor console box with armrest
- Front door bottle holders
- Rear seat center armrest with cupholders

Convenience Features (cont'd)

- Assist grips
- Cargo tie-down hooks

Safety & Security

- Anti-lock Braking System (ABS) with Electronic Brakeforce Distribution (EBD) and brake assist
- Active Stability Control (ASC)
- Hill Start Assist (HSA)
- Tire Pressure Monitoring System (TPMS)
- Side curtain airbags
- Front seat-mounted side airbags
- Driver knee airbag
- Advanced dual-stage front airbags
- Adjustable front-seat shoulder belt anchors
- Three-point seatbelts with pretensioner for front seating positions
- Head restraints at all seating positions
- LATCH (Lower Anchors and Tethers for Children)
- Child safety rear door locks
- Anti-theft alarm system
- Anti-theft engine immobilizer
- RISE body construction

Additional Equipment

Full Tank of Gas	INCLUDED
ES Convenience Package	\$850.00
<ul style="list-style-type: none"> 8.0" Smartphone-link Display Audio (SDA) Apple CarPlay® and Android™ Auto SiriusXM® with 3-month All Access trial Heated front seats Steering wheel voice recognition control Front USB ports Gloss black with silver accent audio panel 	
Accy Hood Protector	\$115.00
Cargo Package	\$150.00
<ul style="list-style-type: none"> Cargo mat Cargo net 	
Accy Tonneau Cover	\$190.00
Accy Wheel Locks	\$70.00
Accy Front and Rear Mudguards	\$155.00
Accy Carpeted Floor Mats and Portfolio	\$145.00

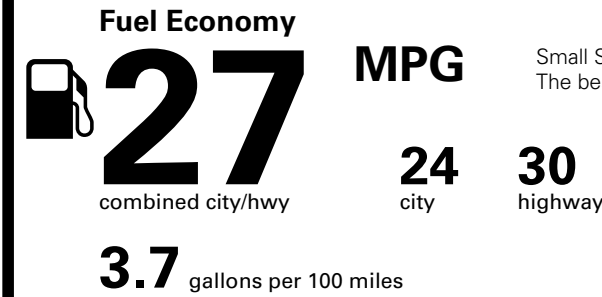
MSRP*:	\$22,495.00
Total Additional Equipment:	\$1,675.00
Subtotal:	\$24,170.00
Destination/Handling:	\$1,095.00
Total MSRP*:	\$25,265.00

*MSRP (Manufacturer's Suggested Retail Price)

Visit us at www.mitsubishicars.com

EPA DOT Fuel Economy and Environment


Gasoline Vehicle



Small SUVs range from 18 to 120 MPG. The best vehicle rates 136 MPGe.

You save \$0
in fuel costs over 5 years compared to the average new vehicle.

Annual fuel cost \$1,500




This vehicle emits 331 grams CO₂ per mile. The best emits 0 grams per mile (tailpipe only). Producing and distributing fuel also create emissions; learn more at fuel economy.gov.

Actual results will vary for many reasons, including driving conditions and how you drive and maintain your vehicle. The average new vehicle gets 27 MPG and costs \$7,500 to fuel over 5 years. Cost estimates are based on 15,000 miles per year at \$2.70 per gallon. MPGe is miles per gasoline gallon equivalent. Vehicle emissions are a significant cause of climate change and smog.

fuel economy.gov

Calculate personalized estimates and compare vehicles



10-year 100,000-mile LIMITED POWERTRAIN WARRANTY

10^{YEAR} / 100,000^{MILE} POWERTRAIN
7^{YEAR} / 100,000^{MILE} ANTI-CORROSION/PERFORATION
5^{YEAR} / 60,000^{MILE} BUMPER-TO-BUMPER
5^{YEAR} / UNLIMITED^{MILE} ROADSIDE ASSISTANCE

*See participating Retailer for Limited Warranty and Roadside Assistance terms and conditions.

Parts Content Information

For vehicles in this carline:
U.S./Canadian Major Sources of Parts Content: Foreign Parts Content:
0% JAPAN 99%

For this vehicle:
Final Assembly Point: KURASHIKI, JAPAN
Country of Origin: JAPAN
Engine: JAPAN
Transmission: JAPAN

Note: Parts content does not include final assembly, distribution, or other non-parts costs.

GOVERNMENT 5-STAR SAFETY RATINGS

Overall Vehicle Score ★★★★★
Based on the combined ratings of frontal, side and rollover. Should ONLY be compared to other vehicles of similar size and weight.

Frontal Crash ★★★★★
Driver Passenger
Based on the risk of injury in a frontal impact. Should ONLY be compared to other vehicles of similar size and weight.

Side Crash ★★★★★
Front seat Rear seat
Based on the risk of injury in a side impact.

Rollover ★★★★★
Based on the risk of rollover in a single-vehicle crash.

Star ratings range from 1 to 5 stars (★★★★★) with 5 being the highest.

Source: National Highway Traffic Safety Administration (NHTSA).

www.safercar.gov or 1-888-327-4236

Cumulative Accessory Weight is 16.7 lbs

Method of Transport: RAIL
Plant/Port of Entry: TACOMA, WA

VIN : JA4AP3AU6LU001681
Route Code : RJO

Gasoline, license and title fees, applicable federal, state and local taxes and dealer and distributor installed options and accessories are not included in the manufacturer's suggested retail price. This label has been applied to this vehicle pursuant to federal law and cannot be moved or altered prior to delivery to the ultimate purchaser.

Cumulative Accessory Weight is 16.7 lbs