



**2021 OUTLANDER SPORT 2.0 ES 2WD  
4-DOOR SUV  
LABRADOR BLACK PEARL / BLACK**

2.0L DOHC I4 MIVEC  
CONTINUOUSLY VARIABLE TRANSMISSION  
50-STATE EMISSIONS STANDARD

**Mechanical Features**

- 2.0L MIVEC DOHC 4-cylinder
- Electric power steering
- Front MacPherson strut suspension with stabilizer bar
- Rear multi-link suspension with stabilizer bar
- Continuously Variable Transmission (CVT)
- Front-Wheel Drive (FWD)

**Exterior Features**

- LED low and high beam headlights
- LED fog lights
- LED daytime running lights
- Automatic headlights
- LED tail lights
- Body-colored front and rear bumpers
- Material black and silver grille accents
- Body-colored outer door handles
- Wheel arch moldings
- Body-colored side mirrors
- Heated power side mirrors
- Front variable intermittent wipers
- Front rain-sensing wipers
- Rear intermittent wiper
- Rear window defroster with timer
- Rear privacy glass
- Roof spoiler
- Shark fin antenna
- 18-inch two-tone alloy wheels
- 225/55R18 all-season tires
- Temporary spare tire

**Interior Features**

- Color multi-information display
- High-contrast meters
- Dual sunvisor vanity mirrors
- Front map lights
- Dome light
- Cargo light
- 6-way adjustable driver seat
- 4-way adjustable passenger seat
- Fabric seating surfaces
- 60:40 rear seat folding function
- 5 Passenger seating
- Driver seatback pocket
- Tilt and telescopic steering wheel
- Soft-touch upper instrument panel and door trim
- Chrome inner door handles
- Carbon-style audio panel
- Gloss black shift panel
- Remote fuel lid release

**Convenience Features**

- 7.0" display audio
- AM/FM radio
- HD Radio®
- 4 speakers
- Bluetooth® wireless technology
- Steering wheel audio and phone controls
- Front USB port

**Convenience Features (cont'd)**

- Rearview camera
- ECO Indicator
- Cruise control
- Automatic climate control
- Micron air filtration
- Rear heater floor ducts
- Remote keyless entry
- Power windows with driver auto up/down
- Auto-dimming rearview mirror
- 12V power outlets
- Floor console box with armrest
- Front door bottle holders
- Glove box
- Rear seat center armrest with cupholders
- Assist grips
- Cargo tie-down hooks

**Safety & Security**

- Forward Collision Mitigation (FCM) with pedestrian detection
- Lane Departure Warning (LDW)
- Automatic High Beam (AHB)
- Anti-lock Braking System (ABS) with Electronic Brakeforce Distribution (EBD) and brake assist
- Active Stability Control (ASC)
- Hill Start Assist (HSA)
- Tire Pressure Monitoring System (TPMS)
- Side curtain airbags
- Front seat-mounted side airbags
- Driver knee airbag
- Advanced dual-stage front airbags
- Adjustable front-seat shoulder belt anchors
- Three-point seatbelts with pretensioner for all seating positions
- Head restraints at all seating positions
- LATCH (Lower Anchors and Tethers for Children)
- Child safety rear door locks
- Anti-theft alarm system
- Anti-theft engine immobilizer
- RISE body construction

**Additional Equipment**

Full Tank of Gas	INCLUDED
Accy Tonneau Cover	\$190.00
Accy Carpeted Floor Mats and Portfolio	\$145.00

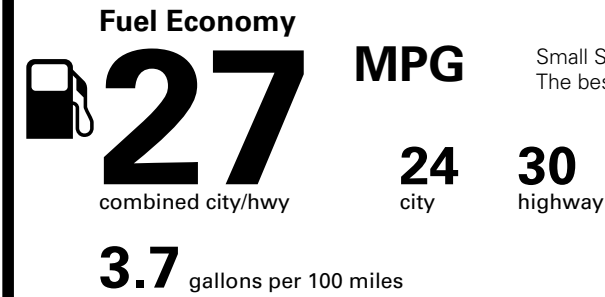
MSRP*	<b>\$22,995.00</b>
Total Additional Equipment:	<b>\$335.00</b>
Subtotal:	<b>\$23,330.00</b>
Destination/Handling:	<b>\$1,195.00</b>
Total MSRP*:	<b>\$24,525.00</b>

\*MSRP (Manufacturer's Suggested Retail Price)

Visit us at [www.mitsubishicars.com](http://www.mitsubishicars.com)

**EPA DOT Fuel Economy and Environment**

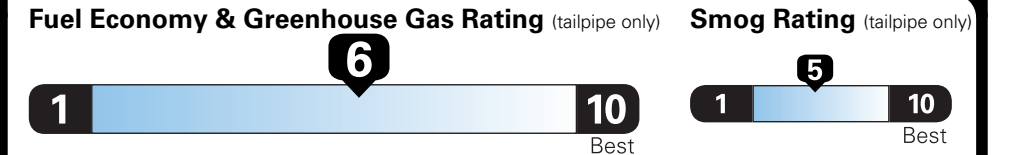
Gasoline Vehicle



Small SUVs range from 16 to 120 MPG. The best vehicle rates 141 MPGe.

**You save \$0**  
in fuel costs over 5 years compared to the average new vehicle.

**Annual fuel cost \$1,500**




This vehicle emits 331 grams CO<sub>2</sub> per mile. The best emits 0 grams per mile (tailpipe only). Producing and distributing fuel also create emissions; learn more at [fuelconomy.gov](http://fuelconomy.gov).

Actual results will vary for many reasons, including driving conditions and how you drive and maintain your vehicle. The average new vehicle gets 27 MPG and costs \$7,500 to fuel over 5 years. Cost estimates are based on 15,000 miles per year at \$2.70 per gallon. MPGe is miles per gasoline gallon equivalent. Vehicle emissions are a significant cause of climate change and smog.

**fuelconomy.gov**

Calculate personalized estimates and compare vehicles



**10-year 100,000-mile LIMITED POWERTRAIN WARRANTY**

10<sup>YEAR</sup> / 100,000<sup>MILE</sup> POWERTRAIN  
5<sup>YEAR</sup> / 60,000<sup>MILE</sup> BUMPER-TO-BUMPER

7<sup>YEAR</sup> / 100,000<sup>MILE</sup> ANTI-CORROSION/PERFORATION  
5<sup>YEAR</sup> / UNLIMITED<sup>MILE</sup> ROADSIDE ASSISTANCE

\*See participating Retailer for Limited Warranty and Roadside Assistance terms and conditions.

**Parts Content Information**

For vehicles in this carline:  
U.S./Canadian Parts Content: **0%**  
Major Sources of Foreign Parts Content: **JAPAN 94%**

For this vehicle:  
Final Assembly Point: **KURASHIKI, JAPAN**  
Country of Origin: **JAPAN**  
Engine: **JAPAN**  
Transmission: **JAPAN**

Note: Parts content does not include final assembly, distribution, or other non-parts costs.

**GOVERNMENT 5-STAR SAFETY RATINGS**

**Overall Vehicle Score ★★★★★**  
Based on the combined ratings of frontal, side and rollover. Should ONLY be compared to other vehicles of similar size and weight.

<b>Frontal Crash</b>	Driver	★★★★★
	Passenger	★★★★★

Based on the risk of injury in a frontal impact. Should ONLY be compared to other vehicles of similar size and weight.

<b>Side Crash</b>	Front seat	★★★★★
	Rear seat	★★★★★

Based on the risk of injury in a side impact.

<b>Rollover</b>	★★★★★
-----------------	-------

Based on the risk of rollover in a single-vehicle crash.

Star ratings range from 1 to 5 stars (★★★★★) with 5 being the highest.  
Source: National Highway Traffic Safety Administration (NHTSA).  
[www.safercar.gov](http://www.safercar.gov) or 1-888-327-4236

**Cumulative Accessory Weight is 9.9 lbs**

Method of Transport: TRUCK  
Plant/Port of Entry: HUENEME, CA

VIN : JA4APUAU2MU001040  
Route Code : TNT

Gasoline, license and title fees, applicable federal, state and local taxes and dealer and distributor installed options and accessories are not included in the manufacturer's suggested retail price. This label has been applied to this vehicle pursuant to federal law and cannot be moved or altered prior to delivery to the ultimate purchaser.

Cumulative Accessory Weight is 9.9 lbs