



**2020 OUTLANDER SPORT 2.0 SE AWC
4-DOOR SUV
ALLOY SILVER METALLIC / GRAY**

2.0L DOHC I4 MIVEC
CONTINUOUSLY VARIABLE TRANSMISSION
50-STATE EMISSIONS STANDARD

Mechanical Features

- 2.0L MIVEC DOHC 4-cylinder
- Electric power steering
- Front MacPherson strut suspension with stabilizer bar
- Rear multi-link suspension with stabilizer bar
- All-Wheel Control (AWC)

Exterior Features

- LED low and high beam headlights
- LED fog lights
- LED daytime running lights
- Automatic headlights
- LED tail lights
- Gloss black and satin silver grille accents
- Chrome side garnish
- Body-colored outer door handles
- Body-colored side mirrors with turn indicators
- Power folding side mirrors
- Heated power side mirrors
- Front variable intermittent wipers
- Front rain-sensing wipers
- Rear intermittent wiper
- Rear window defroster with timer
- Rear privacy glass
- Roof carrier plug-in accommodation
- Roof spoiler
- Shark fin antenna
- SE badge
- 18-inch two-tone alloy wheels
- 225/55R18 all-season tires
- Temporary spare tire
- 4WD decal

Interior Features

- Color multi-information display
- High-contrast meters
- Dual sunvisor vanity mirrors with illumination
- Cargo light
- 6-way adjustable driver seat
- 4-way adjustable passenger seat
- Heated front seats
- Fabric seating surfaces
- 60:40 rear seat folding function
- 5 Passenger seating
- Driver seatback pocket
- Leather-wrapped steering wheel
- Tilt and telescopic steering wheel
- Leather-wrapped shift knob
- Soft-touch upper instrument panel and door trim
- Chrome inner door handles
- Satin gray window switch panels
- Gloss black with silver accent audio panel
- Gloss black shift panel

Convenience Features

- 8.0" Smartphone-link Display Audio (SDA)
- Apple CarPlay® and Android™ Auto
- SiriusXM® with 3-month All Access trial
- HD Radio®

Convenience Features (cont'd)

- 6 speakers
- Bluetooth® wireless technology
- Steering wheel audio and phone controls
- Steering wheel voice recognition control
- Front USB ports
- Rearview camera
- Drive mode selector
- Cruise control
- Automatic climate control
- Micron air filtration
- Rear heater floor ducts
- Remote keyless entry
- FAST-Key entry system
- Push button start
- Power windows with driver auto up/down
- Auto-dimming rearview mirror
- 12V power outlets
- Floor console box with armrest
- Front door bottle holders
- Rear seat center armrest with cupholders
- Assist grips
- Cargo tie-down hooks

Safety & Security

- Forward Collision Mitigation (FCM) with Pedestrian Detection
- Lane Departure Warning (LDW)
- Automatic High Beam (AHB)
- Blind Spot Warning (BSW) with Lane Change Assist (LCA) and Rear Cross Traffic Alert (RCTA)
- Anti-lock Braking System (ABS) with Electronic Brakeforce Distribution (EBD) and brake assist
- Active Stability Control (ASC)
- Hill Start Assist (HSA)
- Tire Pressure Monitoring System (TPMS)
- Side curtain airbags
- Front seat-mounted side airbags
- Driver knee airbag
- Advanced dual-stage front airbags
- Adjustable front-seat shoulder belt anchors
- Three-point seatbelts with pretensioner for front seating positions
- Head restraints at all seating positions
- LATCH (Lower Anchors and Tethers for Children)
- Child safety rear door locks
- Anti-theft alarm system
- Anti-theft engine immobilizer
- RISE body construction

Additional Equipment

| Full Tank of Gas | INCLUDED |
|--|----------|
| Accy Tonneau Cover | \$190.00 |
| Accy Carpeted Floor Mats and Portfolio | \$145.00 |
| All Weather Package | \$195.00 |
| <ul style="list-style-type: none"> Cargo tray All weather floor mats | |

| | |
|-----------------------------|--------------------|
| MSRP*: | \$25,795.00 |
| Total Additional Equipment: | \$530.00 |
| Subtotal: | \$26,325.00 |
| Destination/Handling: | \$1,195.00 |
| Total MSRP*: | \$27,520.00 |

*MSRP (Manufacturer's Suggested Retail Price)

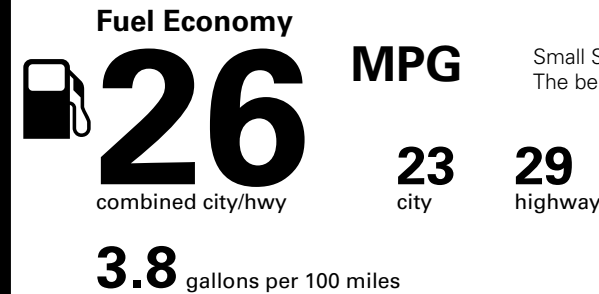
Visit us at www.mitsubishicars.com



Fuel Economy and Environment



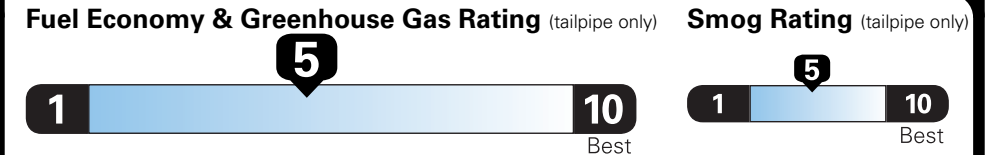
Gasoline Vehicle



Small SUVs range from 16 to 120 MPG. The best vehicle rates 136 MPGe.

You spend \$250
more in fuel costs over 5 years compared to the average new vehicle.

Annual fuel COST
\$1,550




This vehicle emits 344 grams CO₂ per mile. The best emits 0 grams per mile (tailpipe only). Producing and distributing fuel also create emissions; learn more at fuel economy.gov.

Actual results will vary for many reasons, including driving conditions and how you drive and maintain your vehicle. The average new vehicle gets 27 MPG and costs \$7,500 to fuel over 5 years. Cost estimates are based on 15,000 miles per year at \$2.70 per gallon. MPGe is miles per gasoline gallon equivalent. Vehicle emissions are a significant cause of climate change and smog.

fuel economy.gov

Calculate personalized estimates and compare vehicles



10-year
100,000-mile
LIMITED POWERTRAIN WARRANTY

10^{YEAR}/100,000^{MILE} POWERTRAIN
5^{YEAR}/60,000^{MILE} BUMPER-TO-BUMPER

7^{YEAR}/100,000^{MILE} ANTI-CORROSION/PERFORATION
5^{YEAR}/UNLIMITED^{MILE} ROADSIDE ASSISTANCE

*See participating Retailer for Limited Warranty and Roadside Assistance terms and conditions.

Parts Content Information

For vehicles in this carline:
U.S./Canadian Major Sources of Parts Content: Foreign Parts Content:
0% **JAPAN 95%**

For this vehicle:
Final Assembly Point: **KURASHIKI, JAPAN**
Country of Origin: **JAPAN**
Engine: **JAPAN**
Transmission: **JAPAN**

Note: Parts content does not include final assembly, distribution, or other non-parts costs.

GOVERNMENT 5-STAR SAFETY RATINGS

Overall Vehicle Score ★★★★★
Based on the combined ratings of frontal, side and rollover. Should ONLY be compared to other vehicles of similar size and weight.

| | | |
|----------------------|-----------|-------|
| Frontal Crash | Driver | ★★★★★ |
| | Passenger | ★★★★★ |

Based on the risk of injury in a frontal impact. Should ONLY be compared to other vehicles of similar size and weight.

| | | |
|-------------------|------------|-------|
| Side Crash | Front seat | ★★★★★ |
| | Rear seat | ★★★★★ |

Based on the risk of injury in a side impact.

| | |
|-----------------|-------|
| Rollover | ★★★★★ |
|-----------------|-------|

Based on the risk of rollover in a single-vehicle crash.

Star ratings range from 1 to 5 stars (★★★★★) with 5 being the highest.
Source: National Highway Traffic Safety Administration (NHTSA).
www.safercar.gov or 1-888-327-4236

Cumulative Accessory Weight is 22.4 lbs

Method of Transport: TRUCK
Plant/Port of Entry: BALTIMORE, MD

VIN : JA4AR3AU0LU022326
Route Code : TBR

Gasoline, license and title fees, applicable federal, state and local taxes and dealer and distributor installed options and accessories are not included in the manufacturer's suggested retail price. This label has been applied to this vehicle pursuant to federal law and cannot be moved or altered prior to delivery to the ultimate purchaser.

Cumulative Accessory Weight is 22.4 lbs