



**2019 OUTLANDER SPORT 2.0 ES AWC  
4-DOOR SUV  
ALLOY SILVER METALLIC / BLACK**

2.0L DOHC I4 MIVEC  
CONTINUOUSLY VARIABLE TRANSMISSION  
50-STATE EMISSIONS STANDARD

**Mechanical Features**

- 2.0L MIVEC DOHC 16-valve 4-cylinder
- Electric power steering
- MacPherson front strut suspension with stabilizer bar
- Multi-link rear suspension with stabilizer bar
- All-Wheel Control (AWC)

**Exterior Features**

- Halogen headlights
- LED rear combination tail lights
- Black front bumper under garnish
- Color-keyed outside door handles
- Color-keyed folding side-view mirrors with turn indicators
- Heated power side-view mirrors
- Front windshield variable intermittent wipers
- Rear window intermittent wiper/ washer with defroster
- Rear privacy glass
- Roof carrier plug-in accommodation
- Roof spoiler
- Shark fin antenna
- 18-inch two-tone alloy wheels
- 225/55R18 all-season tires
- Temporary spare tire
- 4WD decal

**Interior Features**

- Color multi-information display
- High-contrast meters
- Dual-visor vanity mirrors
- Cargo light
- 6-way adjustable driver's seat
- 4-way adjustable front passenger seat
- Fabric seating surfaces
- 60/40 split fold-down rear seatback
- 5 Passenger seating
- Driver's seat back pocket
- Tilt and telescopic steering wheel
- Soft-touch upper instrument panel and door trim
- Soft-touch floor console knee padding
- Chrome-plated inner door handles
- Satin grey window switch panels
- Mesh design floor console
- Carbon design audio panel

**Convenience Features**

- 7.0" Touch panel display audio system
- Digital HD Radio®
- Four speakers
- Bluetooth® wireless technology
- Steering wheel audio controls
- Steering wheel phone controls
- USB port
- Rearview camera
- Drive mode selector
- Cruise control
- Automatic climate control
- Micron air filtration

**Convenience Features (cont'd)**

- Rear heater floor ducts
- Remote keyless entry with panic feature
- Power door locks
- Power windows with driver's auto up/down
- 12-volt power outlets (x2)
- Floor console box with armrest
- Instrument panel lower-center storage
- Front door panel storage pockets with bottle holder
- Rear seat center armrest with cupholders
- Retractable assist grips
- Rear cargo compartment
- Cargo tie-down hooks

**Safety & Security**

- Anti-lock Braking System (ABS) with Electronic Brakeforce Distribution (EBD) and Brake Assist
- Traction Control Logic (TCL)
- Active Stability Control (ASC)
- Hill Start Assist (HSA)
- Tire Pressure Monitoring System (TPMS)
- Side curtain airbags
- Front seat-mounted side airbags
- Driver's knee airbag
- Advanced dual-stage front airbags
- Adjustable front shoulder belts with pretensioner
- Three-point seatbelts and head restraints for all seating positions
- LATCH child-restraint system
- Child safety rear door locks
- Anti-theft alarm system
- Anti-theft engine immobilizer
- RISE body construction

**Additional Equipment**

Full Tank of Gas	INCLUDED
<b>Cargo Mat Package</b>	<b>\$150.00</b>
▪ Cargo mat	
▪ Cargo net	
<b>Accy Tonneau Cover</b>	<b>\$190.00</b>
<b>Accy Wheel Locks</b>	<b>\$65.00</b>
<b>Accy Carpeted Floor Mats and Portfolio</b>	<b>\$135.00</b>

MSRP*:	<b>\$23,645.00</b>
Total Additional Equipment:	<b>\$540.00</b>
Subtotal:	<b>\$24,185.00</b>
Destination/Handling:	<b>\$995.00</b>
Total MSRP*:	<b>\$25,180.00</b>

\*MSRP (Manufacturer's Suggested Retail Price)

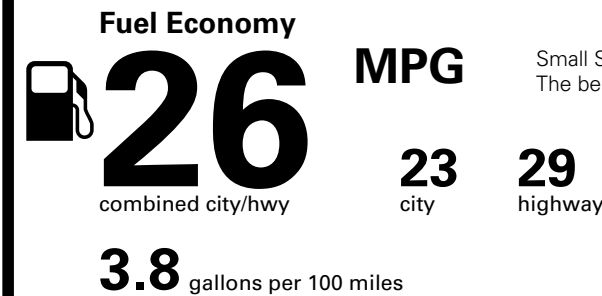
Visit us at [www.mitsubishicars.com](http://www.mitsubishicars.com)



**Fuel Economy and Environment**



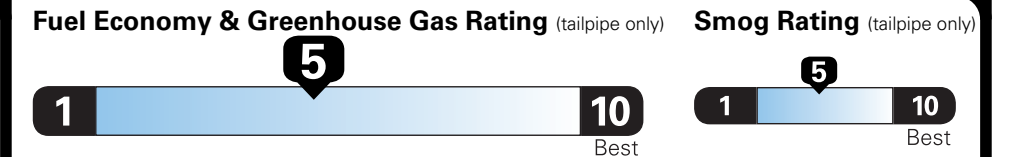
Gasoline Vehicle



Small SUVs range from 18 to 37 MPG. The best vehicle rates 136 MPGe.

**You spend \$250**  
more in fuel costs over 5 years compared to the average new vehicle.


**Annual fuel cost \$1,450**



Actual results will vary for many reasons, including driving conditions and how you drive and maintain your vehicle. The average new vehicle gets 27 MPG and costs \$7,000 to fuel over 5 years. Cost estimates are based on 15,000 miles per year at \$2.55 per gallon. MPGe is miles per gasoline gallon equivalent. Vehicle emissions are a significant cause of climate change and smog.

**fuelconomy.gov**

Calculate personalized estimates and compare vehicles



**10-year 100,000-mile LIMITED POWERTRAIN WARRANTY**

10<sup>YEAR</sup> / 100,000<sup>MILE</sup> POWERTRAIN  
5<sup>YEAR</sup> / 60,000<sup>MILE</sup> BUMPER-TO-BUMPER

7<sup>YEAR</sup> / 100,000<sup>MILE</sup> ANTI-CORROSION/PERFORATION  
5<sup>YEAR</sup> / UNLIMITED<sup>MILE</sup> ROADSIDE ASSISTANCE

\*See participating Retailer for Limited Warranty and Roadside Assistance terms and conditions.

**Parts Content Information**

For vehicles in this carline:  
U.S./Canadian Parts Content: **0%**  
Major Sources of Foreign Parts Content: **JAPAN 100%**

For this vehicle:  
Final Assembly Point: **KURASHIKI, JAPAN**  
Country of Origin: **JAPAN**  
Engine: **JAPAN**  
Transmission: **JAPAN**

Note: Parts content does not include final assembly, distribution, or other non-parts costs.

**GOVERNMENT 5-STAR SAFETY RATINGS**

**Overall Vehicle Score ★★★★★**  
Based on the combined ratings of frontal, side and rollover. Should ONLY be compared to other vehicles of similar size and weight.

<b>Frontal Crash</b>	Driver	★★★★★
	Passenger	★★★★★

Based on the risk of injury in a frontal impact. Should ONLY be compared to other vehicles of similar size and weight.

<b>Side Crash</b>	Front seat	★★★★★
	Rear seat	★★★★★

Based on the risk of injury in a side impact.

<b>Rollover</b>		★★★★★
-----------------	--	-------

Based on the risk of rollover in a single-vehicle crash.

Star ratings range from 1 to 5 stars (★★★★★) with 5 being the highest.  
Source: National Highway Traffic Safety Administration (NHTSA).  
[www.safercar.gov](http://www.safercar.gov) or 1-888-327-4236

**Cumulative Accessory Weight is 14.4 lbs**

Method of Transport: RAIL  
Plant/Port of Entry: TACOMA, WA

**VIN : JA4AR3AU2KU010502**  
**Route Code : RJO**

Gasoline, license and title fees, applicable federal, state and local taxes and dealer and distributor installed options and accessories are not included in the manufacturer's suggested retail price. This label has been applied to this vehicle pursuant to federal law and cannot be moved or altered prior to delivery to the ultimate purchaser.

Cumulative Accessory Weight is 14.4 lbs