



**2020 ECLIPSE CROSS ES 1.5T 2WD  
4-DOOR SUV  
MERCURY GRAY METALLIC / BLACK**

1.5L DIRECT-INJECTION TURBO ENGINE  
CONTINUOUSLY VARIABLE TRANSMISSION  
50-STATE EMISSIONS STANDARD

**Mechanical Features**

- 1.5L MIVEC DOHC 4-cylinder Direct-Injection Turbocharged
- Electric power steering
- Front MacPherson strut suspension with stabilizer bar
- Rear Multi-link suspension with stabilizer bar
- Continuously Variable Transmission (CVT) with 8-step Sport Mode
- Front-Wheel Drive (FWD)
- Active Yaw Control (AYC)

**Exterior Features**

- Halogen headlights
- Fog lights
- LED daytime running lights
- LED tail lights
- LED high-mount stop light
- Chrome side-window molding
- Wheel arch moldings
- Body-colored side mirrors with turn indicators
- Heated power side mirrors
- Front variable intermittent wipers
- Rear intermittent wiper
- Rear window defroster with timer
- Rear privacy glass
- Roof spoiler
- Shark fin antenna
- ES badge
- 16-inch two-tone alloy wheels
- 215/70R16 all-season tires
- Temporary spare tire

**Interior Features**

- High-contrast meters
- Color multi-information display
- Dual sunvisor vanity mirrors
- Sunvisors with extension function
- Front map lights
- Cargo light
- 6-way adjustable driver seat
- 4-way adjustable passenger seat
- Fabric seating surfaces
- 60:40 rear seat folding function with slide and recline adjustments
- Passenger seatback pocket
- Tilt and telescopic steering wheel

**Convenience Features**

- 7.0" display audio
- HD Radio®
- Bluetooth® wireless technology
- Steering wheel audio and phone controls
- Front USB port
- Rearview camera
- ECO indicator
- ECO mode switch
- Cruise control
- Automatic climate control
- Micron air filtration

**Convenience Features (cont'd)**

- Rear heater floor ducts
- Remote keyless entry
- Power windows with driver auto up/down
- 12V power outlets
- Floor console cupholders with illumination
- Front door storage pockets

**Safety & Security**

- Anti-lock Braking System (ABS) with Electronic Brakeforce Distribution (EBD) and brake assist
- Active Stability Control (ASC)
- Hill Start Assist (HSA)
- Tire Pressure Monitoring System (TPMS)
- Advanced dual-stage front airbags
- Driver knee airbag
- Front seat-mounted side airbags
- Side curtain airbags
- LATCH (Lower Anchors and Tethers for Children)
- Child safety rear door locks
- Anti-theft alarm system
- Anti-theft engine immobilizer
- RISE body construction

**Additional Equipment**

Full Tank of Gas	INCLUDED
Accy Tonneau Cover	\$190.00
Accy Wheel Locks	\$70.00
Accy Carpeted Floor Mats and Portfolio	\$145.00
Accy Roof Rails	\$305.00

MSRP*	<b>\$22,845.00</b>
Total Additional Equipment:	<b>\$710.00</b>
Subtotal:	<b>\$23,555.00</b>
Destination/Handling:	<b>\$1,095.00</b>
Total MSRP*:	<b>\$24,650.00</b>

\*MSRP (Manufacturer's Suggested Retail Price)

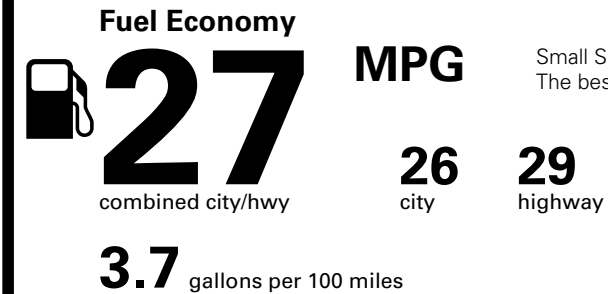
Visit us at [www.mitsubishicars.com](http://www.mitsubishicars.com)



**Fuel Economy and Environment**



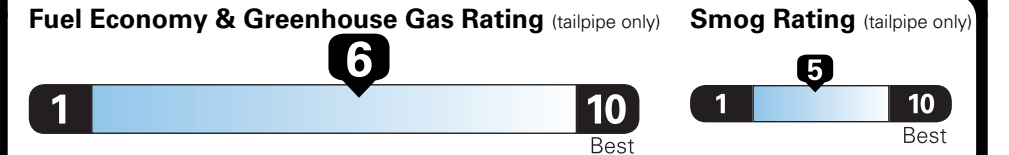
Gasoline Vehicle



Small SUVs range from 18 to 120 MPG. The best vehicle rates 136 MPGe.

**You save \$0**  
in fuel costs over 5 years compared to the average new vehicle.

**Annual fuel cost \$1,500**




This vehicle emits 327 grams CO<sub>2</sub> per mile. The best emits 0 grams per mile (tailpipe only). Producing and distributing fuel also create emissions; learn more at [fuelconomy.gov](http://fuelconomy.gov).

Actual results will vary for many reasons, including driving conditions and how you drive and maintain your vehicle. The average new vehicle gets 27 MPG and costs \$7,500 to fuel over 5 years. Cost estimates are based on 15,000 miles per year at \$2.70 per gallon. MPGe is miles per gasoline gallon equivalent. Vehicle emissions are a significant cause of climate change and smog.

**fuelconomy.gov**

Calculate personalized estimates and compare vehicles



**10-year 100,000-mile LIMITED POWERTRAIN WARRANTY**

**10** YEAR / 100,000 MILE POWERTRAIN  
**5** YEAR / 60,000 MILE BUMPER-TO-BUMPER

**7** YEAR / 100,000 MILE ANTI-CORROSION/PERFORATION  
**5** YEAR / UNLIMITED MILE ROADSIDE ASSISTANCE

\*See participating Retailer for Limited Warranty and Roadside Assistance terms and conditions.

**GOVERNMENT 5-STAR SAFETY RATINGS**

This vehicle has not been rated by the government for overall vehicle score, frontal crash, side crash, or rollover risk.

Source: National Highway Traffic Safety Administration (NHTSA).  
[www.safercar.gov](http://www.safercar.gov) or 1-888-327-4236

**Parts Content Information**

For vehicles in this carline:  
U.S./Canadian Major Sources of Parts Content: Foreign Parts Content:  
**0%** **JAPAN 97%**

For this vehicle:  
Final Assembly Point: **OKAZAKI, JAPAN**  
Country of Origin: **JAPAN**  
Engine: **JAPAN**  
Transmission: **JAPAN**

Note: Parts content does not include final assembly, distribution, or other non-parts costs.

**MITSUBISHI MOTORS**

**Cumulative Accessory Weight is 14.5 lbs**

Method of Transport: TRUCK  
Plant/Port of Entry: JACKSONVILLE, FL

VIN : JA4AS3AA0LZ010710  
Route Code : THT

Gasoline, license and title fees, applicable federal, state and local taxes and dealer and distributor installed options and accessories are not included in the manufacturer's suggested retail price. This label has been applied to this vehicle pursuant to federal law and cannot be moved or altered prior to delivery to the ultimate purchaser.

Cumulative Accessory Weight is 14.5 lbs