



**2018 ECLIPSE CROSS ES 1.5T 2WD
4-DOOR SUV
OCTANE BLUE METALLIC / BLACK**

1.5L DIRECT-INJECTION TURBO ENGINE
CONTINUOUSLY VARIABLE TRANSMISSION
50-STATE EMISSIONS STANDARD

Mechanical Features

- 1.5L Direct-Injection Turbo Engine
- Electric power steering
- MacPherson front strut suspension with stabilizer bar
- Multi-link rear suspension with stabilizer bar
- Continuously Variable Transmission (CVT) with 8-step Sport Mode
- Front-Wheel Drive (FWD)

Exterior Features

- Halogen headlights
- Fog lights
- LED running lights
- LED rear combination tail lights
- LED high mount stop light
- Chrome side-window surround trim
- Wheel arch moldings
- Color-keyed side-view mirrors with turn indicators
- Heated power side-view mirrors
- Front windshield variable intermittent wipers
- Rear window intermittent wiper/washer with defroster
- Rear privacy glass
- Roof spoiler
- Shark fin antenna
- ES badge
- 16-inch alloy wheels
- 215/70R16 all-season tires
- Temporary spare tire

Interior Features

- High-contrast meters
- Dual sun-visor vanity mirrors
- Extendable sun-visors
- Front map lights
- Rear dome light
- Cargo light
- 6-way adjustable driver's seat
- 4-way adjustable front passenger seat
- Fabric seating surfaces
- 60/40 split fold-down rear seatback
- Rear seat slide and recline functions
- Passenger front seat back pocket
- Tilt and telescopic steering wheel

Convenience Features

- 7.0" Touch panel display audio system
- AM/FM audio system
- Digital HD Radio®
- Bluetooth® wireless technology
- Steering wheel audio controls
- Steering wheel phone controls
- USB port
- Rearview camera
- ECO indicator
- ECO drive mode switch
- Cruise control
- Automatic climate control
- Micron air filtration
- Rear heater floor ducts
- Remote keyless entry with panic feature

Convenience Features (cont'd)

- Power door locks
- Power windows with driver's auto up/down
- 12-volt accessory outlets (x2)
- Center console cupholders (x2) with illumination
- Center console box
- Instrument panel lower storage space
- Front door panel storage pockets
- Front and rear door panel bottle holders
- Retractable assist grips (x4)

Safety & Security

- Anti-lock Braking System (ABS) with Electronic Brakeforce Distribution (EBD) and Brake Assist (BA)
- Traction Control Logic (TCL)
- Active Stability Control (ASC)
- Hill Start Assist (HSA)
- Tire Pressure Monitoring System (TPMS)
- Side curtain airbags
- Front seat-mounted side airbags
- Driver's knee airbag
- Advanced dual-stage SRS front airbags
- LATCH child-restraint system
- Child safety rear door locks
- Anti-theft alarm system
- Anti-theft engine immobilizer
- RISE body construction

Additional Equipment

Full Tank of Gas	INCLUDED
Accy Carpeted Floor Mats and Portfolio	\$135.00

MSRP*:	\$23,295.00
Total Additional Equipment:	\$135.00
Subtotal:	\$23,430.00
Destination/Handling:	\$995.00
Total MSRP*:	\$24,425.00

*MSRP (Manufacturer's Suggested Retail Price)

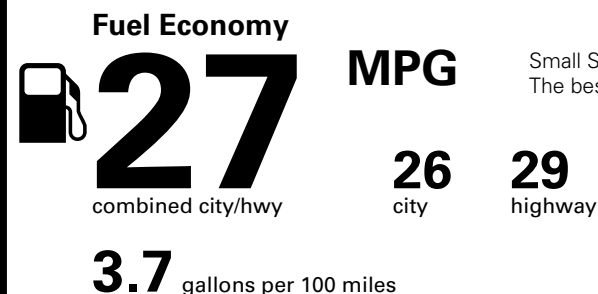
Visit us at www.mitsubishicars.com



Fuel Economy and Environment



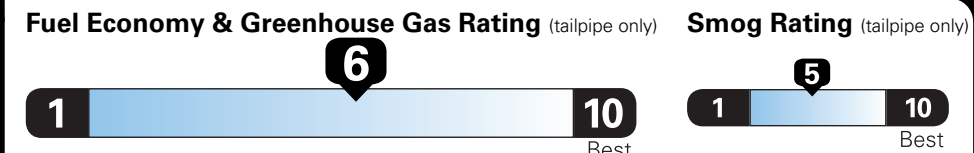
Gasoline Vehicle



Small SUVs range from 18 to 37 MPG. The best vehicle rates 136 MPGe.

You save \$0
in fuel costs over 5 years compared to the average new vehicle.

Annual fuel COST
\$1,350




This vehicle emits 327 grams CO₂ per mile. The best emits 0 grams per mile (tailpipe only). Producing and distributing fuel also create emissions; learn more at fuel economy.gov.

Actual results will vary for many reasons, including driving conditions and how you drive and maintain your vehicle. The average new vehicle gets 27 MPG and costs \$6,750 to fuel over 5 years. Cost estimates are based on 15,000 miles per year at \$2.40 per gallon. MPGe is miles per gasoline gallon equivalent. Vehicle emissions are a significant cause of climate change and smog.

fuel economy.gov

Calculate personalized estimates and compare vehicles



10-year
100,000-mile
LIMITED POWERTRAIN WARRANTY

10^{YEAR}/**100,000**^{MILE} POWERTRAIN
5^{YEAR}/**60,000**^{MILE} BUMPER-TO-BUMPER

7^{YEAR}/**100,000**^{MILE} ANTI-CORROSION/PERFORATION
5^{YEAR}/**UNLIMITED**^{MILE} ROADSIDE ASSISTANCE

*See participating Retailer for Limited Warranty and Roadside Assistance terms and conditions.

GOVERNMENT 5-STAR SAFETY RATINGS

This vehicle has not been rated by the government for overall vehicle score, frontal crash, side crash, or rollover risk.

Source: National Highway Traffic Safety Administration (NHTSA).
www.safercar.gov or 1-888-327-4236

Parts Content Information

For vehicles in this carline:
U.S./Canadian Major Sources of Parts Content: Foreign Parts Content:
0% **JAPAN 97%**

For this vehicle:
Final Assembly Point: **OKAZAKI, JAPAN**
Country of Origin: **JAPAN**
Engine: **JAPAN**
Transmission: **JAPAN**

Note: Parts content does not include final assembly, distribution, or other non-parts costs.



Cumulative Accessory Weight is **4.3 lbs** Method of Transport: TRUCK
Plant/Port of Entry: HUENEME, CA VIN : JA4AS3AA4JZ041729
Route Code : TSE

Gasoline, license and title fees, applicable federal, state and local taxes and dealer and distributor installed options and accessories are not included in the manufacturer's suggested retail price. This label has been applied to this vehicle pursuant to federal law and cannot be moved or altered prior to delivery to the ultimate purchaser.

Cumulative Accessory Weight is **4.3 lbs**