



**2020 ECLIPSE CROSS LE 1.5T 2WD
4-DOOR SUV
ALLOY SILVER METALLIC / BLACK**

1.5L DIRECT-INJECTION TURBO ENGINE
CONTINUOUSLY VARIABLE TRANSMISSION
50-STATE EMISSIONS STANDARD

Mechanical Features

- 1.5L MIVEC DOHC 4-cylinder Direct-Injection Turbocharged
- Electric power steering
- Front MacPherson strut suspension with stabilizer bar
- Rear Multi-link suspension with stabilizer bar
- Continuously Variable Transmission (CVT) with 8-step Sport Mode
- Front-Wheel Drive (FWD)
- Active Yaw Control (AYC)

Exterior Features

- Halogen headlights
- Fog lights
- LED daytime running lights
- LED tail lights
- LED high-mount stop light
- Chrome side-window molding
- Wheel arch moldings
- Black side mirrors with turn indicators
- Heated power side mirrors
- Front variable intermittent wipers
- Rear intermittent wiper
- Rear window defroster with timer
- Rear privacy glass
- Roof spoiler
- Shark fin antenna
- Limited Edition badge
- 18-inch black painted alloy wheels
- 225/55R18 all-season tires
- Temporary spare tire

Interior Features

- High-contrast meters
- Color multi-information display
- Dual sunvisor vanity mirrors
- Sunvisors with extension function
- Front map lights
- Cargo light
- 6-way adjustable driver seat
- 4-way adjustable passenger seat
- Heated front seats
- Fabric seating surfaces
- 60:40 rear seat folding function with slide and recline adjustments
- Passenger seatback pocket
- Tilt and telescopic steering wheel
- Gloss black window switch panels

Convenience Features

- 7.0" Smartphone-link Display Audio (SDA) with Touchpad Controller
- Apple CarPlay® and Android™ Auto
- SiriusXM® with 3-month All Access trial
- HD Radio®
- Bluetooth® wireless technology
- Steering wheel audio and phone controls
- Steering wheel voice recognition control
- Front USB ports

Convenience Features (cont'd)

- Rearview camera
- ECO indicator
- ECO mode switch
- Cruise control
- Automatic climate control
- Micron air filtration
- Rear heater floor ducts
- Remote keyless entry
- Power windows with driver auto up/down
- 12V power outlets
- Floor console box sunglass holder
- Floor console cupholders with illumination
- Front door storage pockets

Safety & Security

- Anti-lock Braking System (ABS) with Electronic Brakeforce Distribution (EBD) and brake assist
- Active Stability Control (ASC)
- Hill Start Assist (HSA)
- Tire Pressure Monitoring System (TPMS)
- Advanced dual-stage front airbags
- Driver knee airbag
- Front seat-mounted side airbags
- Side curtain airbags
- LATCH (Lower Anchors and Tethers for Children)
- Child safety rear door locks
- Anti-theft alarm system
- Anti-theft engine immobilizer
- RISE body construction

Additional Equipment

Full Tank of Gas	INCLUDED
Accy Tonneau Cover	\$190.00
Accy Carpeted Floor Mats and Portfolio	\$145.00

MSRP*	\$23,945.00
Total Additional Equipment:	\$335.00
Subtotal:	\$24,280.00
Destination/Handling:	\$1,095.00
Total MSRP*:	\$25,375.00

*MSRP (Manufacturer's Suggested Retail Price)

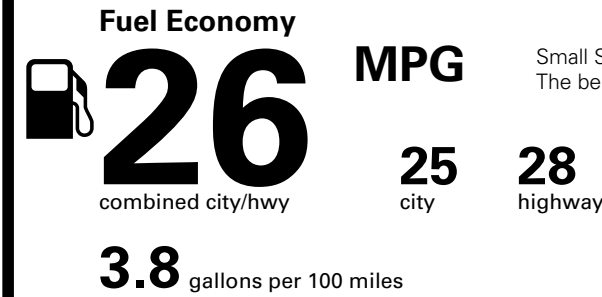
Visit us at www.mitsubishicars.com



Fuel Economy and Environment



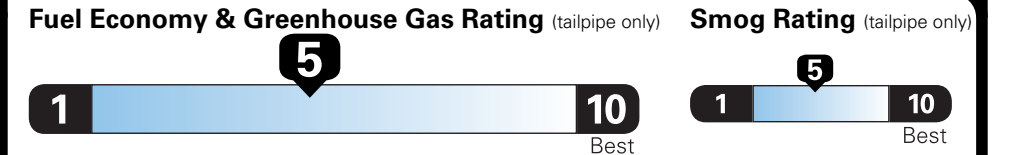
Gasoline Vehicle



Small SUVs range from 18 to 120 MPG. The best vehicle rates 136 MPGe.

You spend \$250
more in fuel costs over 5 years compared to the average new vehicle.

Annual fuel COST
\$1,550




This vehicle emits 338 grams CO₂ per mile. The best emits 0 grams per mile (tailpipe only). Producing and distributing fuel also create emissions; learn more at fuel economy.gov.

Actual results will vary for many reasons, including driving conditions and how you drive and maintain your vehicle. The average new vehicle gets 27 MPG and costs \$7,500 to fuel over 5 years. Cost estimates are based on 15,000 miles per year at \$2.70 per gallon. MPGe is miles per gasoline gallon equivalent. Vehicle emissions are a significant cause of climate change and smog.

fuel economy.gov

Calculate personalized estimates and compare vehicles



10-year
100,000-mile
LIMITED POWERTRAIN WARRANTY

10 YEAR / 100,000 MILE POWERTRAIN
7 YEAR / 100,000 MILE ANTI-CORROSION/PERFORATION

5 YEAR / 60,000 MILE BUMPER-TO-BUMPER
5 YEAR / UNLIMITED MILE ROADSIDE ASSISTANCE

*See participating Retailer for Limited Warranty and Roadside Assistance terms and conditions.

GOVERNMENT 5-STAR SAFETY RATINGS

This vehicle has not been rated by the government for overall vehicle score, frontal crash, side crash, or rollover risk.

Source: National Highway Traffic Safety Administration (NHTSA).
www.safercar.gov or 1-888-327-4236

Parts Content Information

For vehicles in this carline:
U.S./Canadian Major Sources of Parts Content: Foreign Parts Content:
0% **JAPAN 97%**

For this vehicle:
Final Assembly Point: **OKAZAKI, JAPAN**
Country of Origin: **JAPAN**
Engine: **JAPAN**
Transmission: **JAPAN**

Note: Parts content does not include final assembly, distribution, or other non-parts costs.

MITSUBISHI MOTORS

Cumulative Accessory Weight is 9.4 lbs

Method of Transport: TRUCK
Plant/Port of Entry: HUENEME, CA

VIN : JA4AS4AA6LZ000981
Route Code : TMP

Gasoline, license and title fees, applicable federal, state and local taxes and dealer and distributor installed options and accessories are not included in the manufacturer's suggested retail price. This label has been applied to this vehicle pursuant to federal law and cannot be moved or altered prior to delivery to the ultimate purchaser.

Cumulative Accessory Weight is 9.4 lbs