



**2019 ECLIPSE CROSS LE 1.5T S-AWC
4-DOOR SUV
ALLOY SILVER METALLIC / BLACK**

1.5L DIRECT-INJECTION TURBO ENGINE
CONTINUOUSLY VARIABLE TRANSMISSION
50-STATE EMISSIONS STANDARD

Mechanical Features

- 1.5L Direct-Injection Turbo Engine
- Electric power steering
- MacPherson front strut suspension with stabilizer bar
- Multi-link rear suspension with stabilizer bar
- Continuously Variable Transmission (CVT) with 8-step Sport Mode
- Super All-Wheel Control (S-AWC)

Exterior Features

- Halogen headlights
- Fog lights
- LED daytime running lights
- LED rear combination tail lights
- LED high mount stop light
- Chrome side-window surround trim
- Wheel arch moldings
- Black side-view mirrors with turn indicators
- Heated power side-view mirrors
- Front windshield variable intermittent wipers
- Rear window intermittent wiper/ washer with defroster
- Rear privacy glass
- Roof spoiler
- Shark fin antenna
- Limited Edition badge
- 18-inch black alloy wheels
- 225/55R18 all-season tires
- Temporary spare tire

Interior Features

- LCD Color multi-information display with S-AWC distribution array
- High-contrast meters
- Dual sun-visor vanity mirrors
- Extendable sun-visors
- Front map lights
- Rear dome light
- Cargo light
- 6-way adjustable driver's seat
- 4-way adjustable front passenger seat
- Fabric seating surfaces
- 60/40 split fold-down rear seatback
- Rear seat slide and recline functions
- Passenger front seat back pocket
- Tilt and telescopic steering wheel
- Gloss black window switch panels

Convenience Features

- 7.0" Smartphone Link Thin-Display Audio (SDA) System with touchpad controller
- Apple CarPlay™ and Android Auto™ Compatibility
- SiriusXM® Satellite Radio with 3-month trial subscription
- AM/FM audio system
- Digital HD Radio®
- Bluetooth® wireless technology
- Steering wheel audio controls
- Steering wheel phone controls

Convenience Features (cont'd)

- Steering wheel voice controls
- Dual USB ports
- Rearview camera
- ECO indicator
- ECO drive mode switch
- S-AWC drive mode selector
- Cruise control
- Automatic climate control
- Micron air filtration
- Rear heater floor ducts
- Remote keyless entry with panic feature
- Power door locks
- Power windows with driver's auto up/down
- 12-volt power outlets (x2)
- Floor console cupholders (x2) with illumination
- Floor console box
- Floor console box sunglasses holder
- Instrument panel lower storage space
- Front door panel storage pockets
- Front and rear door panel bottle holders
- Retractable assist grips (x4)

Safety & Security

- Anti-lock Braking System (ABS) with Electronic Brakeforce Distribution (EBD) and Brake Assist (BA)
- Traction Control Logic (TCL)
- Active Stability Control (ASC)
- Hill Start Assist (HSA)
- Tire Pressure Monitoring System (TPMS)
- Side curtain airbags
- Front seat-mounted side airbags
- Driver's knee airbag
- Advanced dual-stage front airbags
- LATCH child-restraint system
- Child safety rear door locks
- Anti-theft alarm system
- Anti-theft engine immobilizer
- RISE body construction

Additional Equipment

Full Tank of Gas	INCLUDED
Accy Hood Protector	\$115.00
Accy Tonneau Cover	\$190.00
Accy Carpeted Floor Mats and Portfolio	\$135.00
Popular Equipment Value Package	\$510.00
<ul style="list-style-type: none"> Black lug nuts & wheel locks Rear bumper step protector Tailgate garnish Cargo mat Cargo net 	

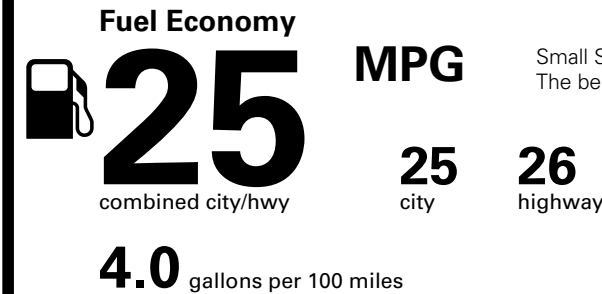
MSRP*	\$25,195.00
Total Additional Equipment:	\$950.00
Subtotal:	\$26,145.00
Destination/Handling:	\$995.00
Total MSRP*:	\$27,140.00

*MSRP (Manufacturer's Suggested Retail Price)

Visit us at www.mitsubishicars.com

EPA DOT Fuel Economy and Environment


Gasoline Vehicle



Small SUVs range from 18 to 37 MPG. The best vehicle rates 136 MPGe.

You spend \$750 more in fuel costs over 5 years compared to the average new vehicle.

Annual fuel COST \$1,550




This vehicle emits 347 grams CO₂ per mile. The best emits 0 grams per mile (tailpipe only). Producing and distributing fuel also create emissions; learn more at fuelconomy.gov.

Actual results will vary for many reasons, including driving conditions and how you drive and maintain your vehicle. The average new vehicle gets 27 MPG and costs \$7,000 to fuel over 5 years. Cost estimates are based on 15,000 miles per year at \$2.55 per gallon. MPGe is miles per gasoline gallon equivalent. Vehicle emissions are a significant cause of climate change and smog.

fuelconomy.gov

Calculate personalized estimates and compare vehicles



10-year 100,000-mile LIMITED POWERTRAIN WARRANTY

10 YEAR / 100,000 MILE POWERTRAIN
5 YEAR / 60,000 MILE BUMPER-TO-BUMPER

7 YEAR / 100,000 MILE ANTI-CORROSION/PERFORATION
5 YEAR / UNLIMITED MILE ROADSIDE ASSISTANCE

*See participating Retailer for Limited Warranty and Roadside Assistance terms and conditions.

GOVERNMENT 5-STAR SAFETY RATINGS

This vehicle has not been rated by the government for overall vehicle score, frontal crash, side crash, or rollover risk.

Source: National Highway Traffic Safety Administration (NHTSA).
www.safercar.gov or 1-888-327-4236

Parts Content Information

For vehicles in this carline:
U.S./Canadian Major Sources of Parts Content: Foreign Parts Content:
0% **JAPAN 99%**

For this vehicle:
Final Assembly Point: **OKAZAKI, JAPAN**
Country of Origin: **JAPAN**
Engine: **JAPAN**
Transmission: **JAPAN**

Note: Parts content does not include final assembly, distribution, or other non-parts costs.

MITSUBISHI MOTORS

Cumulative Accessory Weight is 14.3 lbs

Method of Transport: RAIL
Plant/Port of Entry: TACOMA, WA

VIN : JA4AT4AA6KZ000619
Route Code : RJO

Gasoline, license and title fees, applicable federal, state and local taxes and dealer and distributor installed options and accessories are not included in the manufacturer's suggested retail price. This label has been applied to this vehicle pursuant to federal law and cannot be moved or altered prior to delivery to the ultimate purchaser.

Cumulative Accessory Weight is 14.3 lbs