



**2019 ECLIPSE CROSS SEL 1.5T S-AWC
4-DOOR SUV
MERCURY GRAY METALLIC / BLACK**

1.5L DIRECT-INJECTION TURBO ENGINE
CONTINUOUSLY VARIABLE TRANSMISSION
50-STATE EMISSIONS STANDARD

Mechanical Features

- 1.5L Direct-Injection Turbo Engine
- Electric power steering
- MacPherson front strut suspension with stabilizer bar
- Multi-link rear suspension with stabilizer bar
- Continuously Variable Transmission (CVT) with 8-step Sport Mode
- Super All-Wheel Control (S-AWC)
- Paddle shifters

Exterior Features

- LED headlights
- Fog lights
- LED daytime running lights
- Auto on/off headlights
- LED rear combination tail lights
- LED high mount stop light
- Front Bumper Center (gloss black)
- Silver front and rear bumper under garnish
- Chrome side-window surround trim
- Wheel arch moldings
- Color-keyed side-view mirrors with turn indicators
- Power folding side-view mirrors
- Heated power side-view mirrors
- Front windshield rain-sensing wipers
- Rear window intermittent wiper/ washer with defroster
- Rear privacy glass
- Roof spoiler
- Shark fin antenna
- SEL badge
- 18-inch two-tone alloy wheels
- 225/55R18 all-season tires
- Temporary spare tire

Interior Features

- LCD Color multi-information display with S-AWC distribution array
- High-contrast meters
- Dual sun-visor vanity mirrors with illumination
- Extendable sun-visors
- Front map lights
- Rear dome light
- Cargo light
- 8-way power adjustable driver's seat
- 4-way adjustable front passenger seat
- Heated front seats
- Leather appointed seats
- 60/40 split fold-down rear seatback
- Rear seat slide and recline functions
- Rear seat center armrest with cupholders
- Driver's seat back pocket
- Passenger front seat back pocket
- Leather-wrapped steering wheel
- Tilt and telescopic steering wheel
- Leather-wrapped shift knob
- Soft-touch door trim insert

Convenience Features

- 7.0" Smartphone Link Thin-Display Audio (SDA) System with touchpad controller
- Apple CarPlay™ and Android Auto™ Compatibility
- SiriusXM® Satellite Radio with 3-month trial subscription
- Mitsubishi Connect Telematics System (subscription required)
- AM/FM audio system
- Digital HD Radio®
- Bluetooth® wireless technology
- Steering wheel audio controls
- Steering wheel phone controls
- Steering wheel voice controls
- Dual USB ports
- Multi-view camera system
- Head-Up Display (HUD)
- ECO indicator
- ECO drive mode switch
- S-AWC drive mode selector
- Cruise control
- Dual-zone automatic climate control
- Micron air filtration
- Rear heater floor ducts
- FAST-Key passive entry system with push button start and panic feature
- Power door locks
- Power windows with driver's auto up/down
- 12-volt power outlets (x2)
- Floor console cupholders (x2) with illumination
- Floor console box
- Floor console box sunglass holder
- Instrument panel lower storage space
- Front door panel storage pockets
- Front and rear door panel bottle holders
- Retractable assist grips (x4)

Safety & Security

- Anti-lock Braking System (ABS) with Electronic Brakeforce Distribution (EBD) and Brake Assist (BA)
- Electronic Parking Brake (EPB) with auto hold
- Traction Control Logic (TCL)
- Active Stability Control (ASC)
- Hill Start Assist (HSA)
- Tire Pressure Monitoring System (TPMS)
- Blind Spot Warning (BSW) with Lane Change Assist (LCA) and Rear Cross Traffic Alert (RCTA)
- Side curtain airbags
- Front seat-mounted side airbags
- Driver's knee airbag
- Advanced dual-stage front airbags
- LATCH child-restraint system
- Child safety rear door locks
- Anti-theft alarm system
- Anti-theft engine immobilizer
- RISE body construction

Additional Equipment

Full Tank of Gas	INCLUDED
Mitsubishi Connect Subscriptions	INCLUDED
<ul style="list-style-type: none"> 24-month trial from the date of vehicle delivery (mobile app enrollment required) Safeguard services Remote services 	
Accy Tonneau Cover	\$190.00
Accy Carpeted Floor Mats and Portfolio	\$135.00

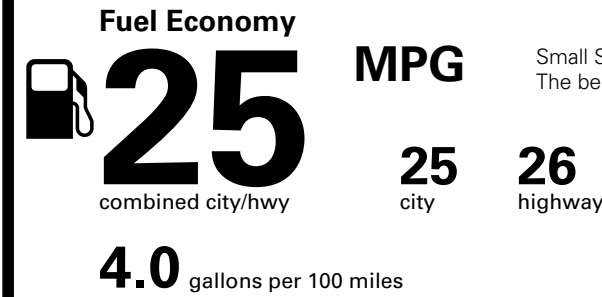
	MSRP*: \$28,195.00
Total Additional Equipment:	\$325.00
Subtotal:	\$28,520.00
Destination/Handling:	\$1,095.00
Total MSRP*:	\$29,615.00

*MSRP (Manufacturer's Suggested Retail Price)

Visit us at www.mitsubishicars.com

EPA DOT Fuel Economy and Environment

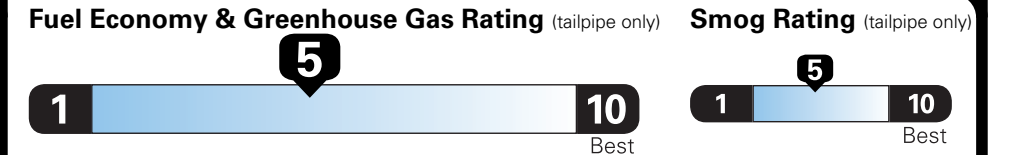
Gasoline Vehicle



Small SUVs range from 18 to 120 MPG. The best vehicle rates 136 MPGe.

You spend \$750 more in fuel costs over 5 years compared to the average new vehicle.

Annual fuel COST \$1,550




This vehicle emits 347 grams CO₂ per mile. The best emits 0 grams per mile (tailpipe only). Producing and distributing fuel also create emissions; learn more at fuel economy.gov.

Actual results will vary for many reasons, including driving conditions and how you drive and maintain your vehicle. The average new vehicle gets 27 MPG and costs \$7,000 to fuel over 5 years. Cost estimates are based on 15,000 miles per year at \$2.55 per gallon. MPGe is miles per gasoline gallon equivalent. Vehicle emissions are a significant cause of climate change and smog.

fuel economy.gov

Calculate personalized estimates and compare vehicles



10-year 100,000-mile LIMITED POWERTRAIN WARRANTY

10 YEAR / 100,000 MILE POWERTRAIN	7 YEAR / 100,000 MILE ANTI-CORROSION/PERFORATION
5 YEAR / 60,000 MILE BUMPER-TO-BUMPER	5 YEAR / UNLIMITED MILE ROADSIDE ASSISTANCE

*See participating Retailer for Limited Warranty and Roadside Assistance terms and conditions.

GOVERNMENT 5-STAR SAFETY RATINGS

This vehicle has not been rated by the government for overall vehicle score, frontal crash, side crash, or rollover risk.

Source: National Highway Traffic Safety Administration (NHTSA). www.safercar.gov or 1-888-327-4236

Parts Content Information

For vehicles in this carline:
U.S./Canadian Parts Content: **0%** Major Sources of Foreign Parts Content: **JAPAN 92%**

For this vehicle:
Final Assembly Point: **OKAZAKI, JAPAN**
Country of Origin: **JAPAN** Engine: **JAPAN** Transmission: **JAPAN**

Note: Parts content does not include final assembly, distribution, or other non-parts costs.

MITSUBISHI MOTORS

Cumulative Accessory Weight is 9.0 lbs

Method of Transport: RAIL
Plant/Port of Entry: TACOMA, WA

VIN : JA4AT5AA3KZ053185
Route Code : RSTJ

Gasoline, license and title fees, applicable federal, state and local taxes and dealer and distributor installed options and accessories are not included in the manufacturer's suggested retail price. This label has been applied to this vehicle pursuant to federal law and cannot be moved or altered prior to delivery to the ultimate purchaser.

Cumulative Accessory Weight is **9.0 lbs**