

EPA DOT Fuel Economy and Environment Gasoline Vehicle

Fuel Economy
25 MPG
 combined city/hwy
25 city
26 highway
4.0 gallons per 100 miles

You spend \$500 more in fuel costs over 5 years compared to the average new vehicle.

Small SUVs range from 16 to 125 MPG. The best vehicle rates 142 MPGe.

Annual fuel cost \$1,400


Fuel Economy & Greenhouse Gas Rating (tailpipe only) **5** Smog Rating (tailpipe only) **5**

1 10 Best Best

This vehicle emits 347 grams CO₂ per mile. The best emits 0 grams per mile (tailpipe only). Producing and distributing fuel also create emissions; learn more at fueleconomy.gov.

fueleconomy.gov
 Calculate personalized estimates and compare vehicles

Actual results will vary for many reasons, including driving conditions and how you drive and maintain your vehicle. The average new vehicle gets 27 MPG and costs \$6500 to fuel over 5 years. Cost estimates are based on 15000 miles per year at \$2.35 per gallon. MPGe is miles per gasoline gallon equivalent. Vehicle emissions are a significant cause of climate change and smog.



10-year LIMITED POWERTRAIN WARRANTY
100,000-mile

10 YEAR / **100,000** MILE POWERTRAIN ANTI-CORROSION/PERFORATION
5 YEAR / **60,000** MILE BUMPER-TO-BUMPER ROADSIDE ASSISTANCE
*See participating Retailer for Limited Warranty and Roadside Assistance terms and conditions.


Parts Content Information
 For vehicles in this carline:
 U.S./Canadian Parts Content: **0%**
 Major Sources of Foreign Parts Content: **JAPAN 98%**
 For this vehicle:
 Final Assembly Point: **OKAZAKI, JAPAN**
 Country of Origin: **JAPAN**
 Engine: **JAPAN**
 Transmission: **JAPAN**
Note: Parts content does not include final assembly, distribution, or other non-parts costs.

GOVERNMENT 5-STAR SAFETY RATINGS
Overall Vehicle Score Not Rated
 Based on the combined ratings of frontal, side and rollover. Should ONLY be compared to other vehicles of similar size and weight.
Frontal Crash Not Rated
 Driver Passenger
 Based on the risk of injury in a frontal impact. Should ONLY be compared to other vehicles of similar size and weight.
Side Crash ★ ★ ★ ★ ★
 Front seat Rear seat
 Based on the risk of injury in a side impact.
Rollover ★ ★ ★ ★ ★
 Based on the risk of rollover in a single-vehicle crash.

Star ratings range from 1 to 5 stars (★ ★ ★ ★ ★) with 5 being the highest.
 Source: National Highway Traffic Safety Administration (NHTSA).
www.safercar.gov or 1-888-327-4236

Cumulative Accessory Weight is 14.1 lbs

Method of Transport: RAIL
 Plant/Port of Entry: TACOMA, WA
 VIN : JA4ATAWA2NZ006577
 Route Code : RKC




Gasoline, license and title fees, applicable federal, state and local taxes and dealer and distributor installed options and accessories are not included in the manufacturer's suggested retail price. This label has been applied to this vehicle pursuant to federal law and cannot be moved or altered prior to delivery to the ultimate purchaser.

Cumulative Accessory Weight is 14.1 lbs

2022 ECLIPSE CROSS SE 1.5T S-AWC 4-DOOR SUV
LABRADOR BLACK PEARL / BLACK

1.5L DIRECT-INJECTION TURBO ENGINE
 CONTINUOUSLY VARIABLE TRANSMISSION
 50-STATE EMISSIONS STANDARD



Mechanical Features

- 1.5L MIVEC DOHC 4-cylinder Direct-Injection Turbocharged
- Electric power steering
- Front MacPherson strut suspension with stabilizer bar
- Rear Multi-link suspension with stabilizer bar
- Continuously Variable Transmission (CVT) with 8-step Sport Mode
- Super All-Wheel Control (S-AWC)
- Active Yaw Control (AYC)

Exterior Features

- LED headlights
- LED fog lights
- LED daytime running lights
- Automatic headlights
- LED tail lights
- LED high-mount stop light
- Body-colored front and rear bumpers
- Silver front bumper lower garnish
- Silver rear bumper lower garnish
- Body-colored outer door handles
- Wheel arch moldings
- Body-colored side mirrors with turn indicators
- Power folding side mirrors
- Heated side mirrors
- Front variable intermittent wipers
- Front rain-sensing wipers
- Rear intermittent wiper
- Rear window defroster with timer
- Rear privacy glass
- Roof spoiler
- Shark fin antenna
- SE badge
- S-AWC decal
- 18-inch two-tone alloy wheels
- 225/55R18 all-season tires
- Temporary spare tire

Interior Features

- High-contrast meters
- Silver decoration for meter cluster
- Color multi-information display
- Dual sunvisor vanity mirrors with illumination
- Sunvisors with extension function
- Front map lights
- Dome light
- Door panel illumination
- Cargo light
- Chrome inner door handles
- High gloss material black inner door handle trims
- High gloss material black air outlets
- Silver painted instrument panel accents
- Power windows with driver auto up/down
- 8-way power adjustable driver seat
- 4-way adjustable passenger seat
- Heated front seats
- Synthetic suede seating surfaces
- 60:40 rear seat folding function with recline

Interior Features (cont'd)

- adjustment
- 5 Passenger seating
- Passenger seatback pocket
- Tilt and telescopic steering wheel
- Leather-wrapped steering wheel
- Artificial leather shift knob
- Remote fuel lid release

Convenience Features

- 8.0" Navigation system with Smartphone-link
- Apple CarPlay® and Android Auto
- SiriusXM® with 3-month All Access trial
- Mitsubishi Connect with Safeguard and Remote services and 24-month trial (mobile app enrollment required)
- AM/FM radio
- HD Radio®
- 6 speakers
- Bluetooth® wireless technology
- Steering wheel audio and phone controls
- Steering wheel voice recognition control
- Front USB ports
- Rearview camera
- ECO indicator
- ECO mode switch
- S-AWC drive mode selector
- Cruise control
- Dual-zone automatic climate control
- Micron air filtration
- Rear heater floor ducts
- Remote keyless entry
- FAST-Key entry system
- Push button start
- Auto-dimming rearview mirror
- 12V power outlets
- Floor console cupholders
- Floor console box sunglass holder
- Front door storage pockets
- Rear seat center armrest with cupholders
- Glove box
- Assist grips

Safety & Security

- Anti-lock Braking System (ABS) with Electronic Brakeforce Distribution (EBD) and brake assist
- Electronic parking brake with auto hold
- Active Stability Control (ASC)
- Hill Start Assist (HSA)
- Tire Pressure Monitoring System (TPMS)
- Blind Spot Warning (BSW) with Lane Change Assist (LCA) and Rear Cross Traffic Alert (RCTA)
- Automatic High Beam (AHB)
- Forward Collision Mitigation (FCM) with pedestrian detection
- Lane Departure Warning (LDW)
- Advanced dual-stage front airbags
- Driver knee airbag
- Front seat-mounted side airbags
- Side curtain airbags

Safety & Security (cont'd)

- Adjustable front-seat shoulder belt anchors
- Three-point seatbelts with pretensioner for all seating positions
- LATCH (Lower Anchors and Tethers for Children) Seatbelt reminder for all seating positions
- Child safety rear door locks
- Anti-theft alarm system
- Anti-theft engine immobilizer
- RISE body construction

Additional Equipment

Full Tank of Gas INCLUDED

- 24-month trial from the date of vehicle delivery (mobile app enrollment required)
- Safeguard Services
- Remote Services

Mitsubishi Connect Subscriptions INCLUDED

- Power Panoramic Sunroof
- Black Roof Rails

Panoramic Sunroof Package \$1,000.00

- Roof spoiler
- Rear lip spoiler

Spoiler \$525.00

Accy Tonneau Cover \$195.00

- Carpeted floor mats and portfolio
- Cargo mat
- Touch Up Paint Pen

Welcome Package \$190.00

Total Additional Equipment: \$27,745.00

Subtotal: \$29,655.00

Destination/Handling: \$1,195.00

Total MSRP*: \$30,850.00
*MSRP (Manufacturer's Suggested Retail Price)

Visit us at www.mitsubishicars.com