



**2016 OUTLANDER 2.4 SEL S-AWC  
4-DOOR SUV  
LABRADOR BLACK PEARL / BLACK**

2.4L SOHC I4 MIVEC  
CONTINUOUSLY VARIABLE TRANSMISSION  
CALIFORNIA EMISSIONS STANDARD

**Mechanical Features**

- 2.4L MIVEC SOHC 16-valve 4-cylinder engine
- Electric Power Steering
- Super All-Wheel Control (S-AWC)
- Active front differential

**Exterior Features**

- Auto-off halogen headlights
- Fog lights with chrome accents
- Color-keyed power side-view mirrors with turn indicators
- Heated side-view mirrors
- LED Rear combination tail lights
- Color-keyed front bumper with silver accent
- Color-keyed rear bumper with silver accent
- Color-keyed outer door handles
- Front grille with silver accents
- Short pole antenna
- Windshield speed-sensitive variable intermittent wipers
- Rear window intermittent wiper/ washer with defroster
- Rear privacy glass
- Wheel arch moldings
- 18-inch two-tone alloy wheels
- Temporary spare tire
- Black roof rails

**Interior Features**

- Color multi-information display
- High-contrast meter gauge cluster
- Gloss black instrument panel
- Dual-visor vanity mirrors with illumination
- Front map lights
- Center dome light
- Rear cargo area light
- ECO indicator light
- 7-passenger seating
- Drive mode selector (AWC ECO, Normal, Snow, Lock)
- Leather seating surfaces
- Heated front seats
- 8-way Power adjustable driver's seat with seat back pocket
- 4-way adjustable front passenger seat
- Front passenger seat back pocket
- 60/40 split fold-down rear seats with independent slide and reclining adjustments (2nd row)
- 50/50 3rd row flat fold-down feature
- Front Dual-zone automatic climate control
- Micron air filtration
- Rear heater floor ducts
- Leather-wrapped steering wheel
- Tilt and telescopic steering wheel
- Leather-wrapped shift knob
- Gloss black shifter panel
- Gloss black-line accent panels
- Soft-touch upper instrument panel and door trim
- Chrome-plated inner door handle
- Carpeted floor mats
- Remote hood and fuel door release lever

**Convenience Features**

- 6.1" Touch panel display audio system
- Digital HD Radio®
- FUSE Hands-free Link System® with Bluetooth® technology, USB port, and steering wheel controls
- Rearview camera
- Steering wheel mounted audio controls
- FAST-Key passive entry system
- One-touch Start/Stop (OSS) engine switch
- ECO Mode switch
- Cruise control
- Power door locks and side-view mirrors
- Power windows with driver's side auto up/down
- 12-volt accessory outlets (x2)
- Floor center console box with armrest and cup holders
- Instrument panel lower-center storage
- Door trim pockets with bottle holder
- Rear seat center armrest with cupholders
- 3rd row cupholder and storage space
- Underfloor cargo area storage
- Cargo tie-down utility hooks
- Retractable assist grips

**Safety & Security**

- Hill Start Assist
- Anti-lock Braking System with Electronic Brakeforce Distribution and brake assist
- Active Stability Control
- Traction Control Logic
- Tire Pressure Monitoring System
- Side curtain airbags
- Front seat-mounted side airbags
- Driver's knee airbag
- Advanced dual-stage SRS front airbags
- Three-point seatbelts and head restraints for all seating positions
- Height adjustable front shoulder belts
- LATCH child-restraint system
- Child safety rear door locks
- Anti-theft security alarm system
- Anti-theft engine immobilizer
- RISE body construction
- Front pedestrian impact crumple zones

**Optional Equipment**

FULL TANK OF GAS	INCLUDED
ACCY LED FOG LIGHTS	\$295.00

MSRP*:	\$26,995.00
Total Optional Equipment:	\$295.00
Subtotal:	\$27,290.00
Destination/Handling:	\$850.00
Total MSRP*:	\$28,140.00

\*MSRP (Manufacturer's Suggested Retail Price)

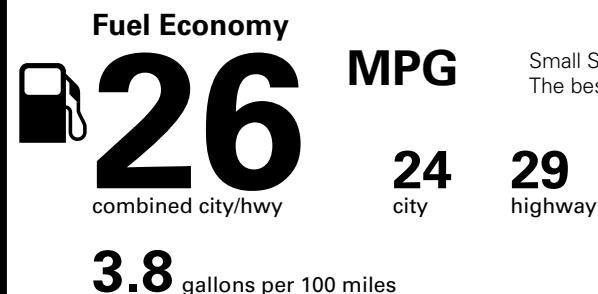
Visit us at [www.mitsubishicars.com](http://www.mitsubishicars.com)



**Fuel Economy and Environment**



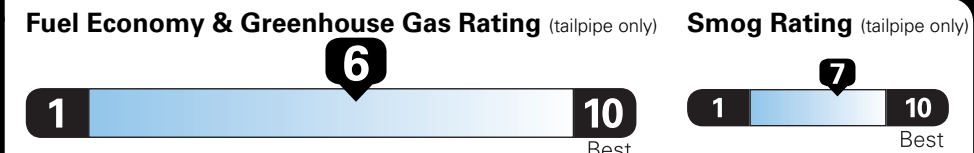
Gasoline Vehicle



Small SUVs range from 17 to 33 MPG. The best vehicle rates 119 MPGe.

**You save \$250**  
in fuel costs over 5 years compared to the average new vehicle.

**Annual fuel COST**  
**\$1,750**




This vehicle emits 330 grams CO<sub>2</sub> per mile. The best emits 0 grams per mile (tailpipe only). Producing and distributing fuel also create emissions; learn more at [fuelconomy.gov](http://fuelconomy.gov).

Actual results will vary for many reasons, including driving conditions and how you drive and maintain your vehicle. The average new vehicle gets 25 MPG and costs \$9,000 to fuel over 5 years. Cost estimates are based on 15,000 miles per year at \$3.00 per gallon. MPGe is miles per gasoline gallon equivalent. Vehicle emissions are a significant cause of climate change and smog.

**fuelconomy.gov**

Calculate personalized estimates and compare vehicles



**10-year 100,000-mile LIMITED POWERTRAIN WARRANTY**

10<sup>YEAR</sup> / 100,000<sup>MILE</sup> POWERTRAIN  
5<sup>YEAR</sup> / 60,000<sup>MILE</sup> BUMPER-TO-BUMPER

7<sup>YEAR</sup> / 100,000<sup>MILE</sup> ANTI-CORROSION/PERFORATION  
5<sup>YEAR</sup> / UNLIMITED<sup>MILE</sup> ROADSIDE ASSISTANCE

\*See participating Retailer for Limited Warranty and Roadside Assistance terms and conditions.

**Parts Content Information**

For vehicles in this carline:  
U.S./Canadian Parts Content: **0%**  
Major Sources of Foreign Parts Content: **JAPAN 100%**

For this vehicle:  
Final Assembly Point: **OKAZAKI, JAPAN**  
Country of Origin: **JAPAN**

Engine: **JAPAN** Transmission: **JAPAN**

Note: Parts content does not include final assembly, distribution, or other non-parts costs.

**GOVERNMENT 5-STAR SAFETY RATINGS**

**Overall Vehicle Score** ★★★★★  
Based on the combined ratings of frontal, side and rollover. Should ONLY be compared to other vehicles of similar size and weight.

<b>Frontal Crash</b>	Driver	★★★★★
	Passenger	★★★★★

Based on the risk of injury in a frontal impact. Should ONLY be compared to other vehicles of similar size and weight.

<b>Side Crash</b>	Front seat	★★★★★
	Rear seat	★★★★★

Based on the risk of injury in a side impact.

<b>Rollover</b>		★★★★★
-----------------	--	-------

Based on the risk of rollover in a single-vehicle crash.

Star ratings range from 1 to 5 stars (★★★★★) with 5 being the highest.  
Source: National Highway Traffic Safety Administration (NHTSA).  
[www.safercar.gov](http://www.safercar.gov) or 1-888-327-4236

**Cumulative Accessory Weight is 6.2 lbs**

Method of Transport: TRUCK  
Plant/Port of Entry: BALTIMORE, MD

VIN : JA4AZ3A34GZ012060  
Route Code : TBR

Gasoline, license and title fees, applicable federal, state and local taxes and dealer and distributor installed options and accessories are not included in the manufacturer's suggested retail price. This label has been applied to this vehicle pursuant to federal law and cannot be moved or altered prior to delivery to the ultimate purchaser.

Cumulative Accessory Weight is 6.2 lbs