



2019 OUTLANDER PHEV SEL S-AWC
4-DOOR SUV
PEARL WHITE / BLACK

2.0L MIVEC W/ TWIN ELECTRIC MOTORS
 1 SPEED TRANSMISSION
 50-STATE EMISSIONS STANDARD

Mechanical Features

- 12 kWh Lithium-ion main drive battery
- 120-volt charging cable, switchable 8A/12A
- 120V/240V charging system
- DC Fast Charge capability
- Regenerative Braking System (RBS) with steering mounted paddle shifters
- Main battery warming system
- Charge door light and lid locking system
- Acoustic Vehicle Alert System
- 2.0L DOHC MIVEC range extender engine
- 60kW Twin AC synchronous electric motors
- Front single speed, drive mode switchable reduction gear box
- Rear single speed, fixed reduction gear box
- Twin Motor Super All-Wheel Control (S-AWC)

Exterior Features

- LED daytime running lights
- Fog lights
- Auto on/off headlights
- LED Rear combination tail lights
- Chrome beltline molding
- Dark chrome grille accents
- Color-keyed, heated, power folding side-view mirrors with turn indicators
- Front windshield rain-sensing wipers
- Windshield wiper de-icer
- Rear privacy glass
- Roof spoiler
- Silver roof rails
- SEL badge
- PHEV badges
- 18-inch multi-spoke alloy wheels
- Tire repair kit

Interior Features

- LCD Color multi-information display with S-AWC distribution array
- High-contrast meters
- Energy Meter (Charge, ECO, Power)
- Dual-visor vanity mirrors with illumination
- Front courtesy floor lights
- Front map lights
- Center dome light
- Cargo light
- Leather appointed seats
- Heated front seats
- 8-way power adjustable driver's seat
- 8-way power adjustable front passenger seat
- 60/40 split fold-down rear seats with reclining adjustments
- Leather-wrapped steering wheel
- Tilt and telescopic steering wheel
- Silver painted instrument panel accents
- Silver painted floor console
- Gloss black audio panel
- Black headliner and pillars

Convenience Features

- 7.0" Smartphone Link Display Audio (SDA) System
- Apple CarPlay™ and Android Auto™ compatability
- SiriusXM® Satellite Radio with 3-month subscription
- Digital HD Radio®
- Six speakers
- Bluetooth® wireless technology
- Steering wheel audio controls
- Steering wheel phone controls
- Steering wheel voice controls
- Front USB port
- Rear USB port
- Rearview camera
- Twin Motor S-AWC Drive mode selector
- Electric shift lever
- EV Drive mode switches (EV Priority, Charge, Save)
- Mitsubishi Remote Control
- Dual-zone automatic climate control
- Electric heater
- Rear seat air vents
- Cruise Control
- FAST-Key passive entry system with push button start and panic feature
- Power windows with driver controlled auto up/down for all windows
- Illuminated power window switches
- Power remote liftgate
- 12-volt power outlet
- Auto-dimming rearview mirror with Homelink®
- Sunglass Holder (n/a with sunroof)
- Rear seat center armrest with cupholders
- Underfloor cargo area storage
- Cargo tie-down utility hooks

Safety & Security

- Anti-lock Braking System (ABS) with Electronic Brakeforce Distribution (EBD) and Brake Assist
- Electric parking brake w/ auto hold
- Traction Control Logic (TCL)
- Active Stability Control (ASC)
- Hill Start Assist (HSA)
- Tire Pressure Monitoring System (TPMS)
- Blind Spot Warning (BSW) with Lane Change Assist (LCA) and Rear Cross Traffic Alert (RCTA)
- Advanced dual-stage front airbags
- Front seat-mounted side airbags
- Side curtain airbags
- Driver's knee airbag
- LATCH child-restraint system
- Child safety rear door locks
- Anti-theft alarm system
- RISE body construction

Additional Equipment

- Pearl White Paint **\$295.00**
- Full Tank of Gas **INCLUDED**
- Accy Carpeted Floor Mats and Portfolio **\$135.00**


MSRP*: **\$35,795.00**
 Total Additional Equipment: **\$430.00**
 Subtotal: **\$36,225.00**
 Destination/Handling: **\$1,095.00**
 Total MSRP*: **\$37,320.00**
*MSRP (Manufacturer's Suggested Retail Price)

Visit us at www.mitsubishicars.com

EPA DOT Fuel Economy and Environment




Fuel Economy Small SUVs range from 18 to 120 MPGe. The best vehicle rates 136 MPGe.



You save \$1,000
 in fuel costs over 5 years compared to the average new vehicle.



Annual fuel cost \$1,200



Actual results will vary for many reasons, including driving conditions and how you drive and maintain your vehicle. The average new vehicle gets 27 MPG and costs \$7,000 to fuel over 5 years. Cost estimates are based on 15,000 miles per year at \$2.55 per gallon and \$0.13 per kW-hr. This is a dual fueled automobile. MPGe is miles per gasoline gallon equivalent. Vehicle emissions are a significant cause of climate change and smog.

fueleconomy.gov
 Calculate personalized estimates and compare vehicles



10-year 100,000-mile LIMITED POWERTRAIN WARRANTY

10 YEAR / 100,000 MILE POWERTRAIN
 7 YEAR / 100,000 MILE ANTI-CORROSION/PERFORATION
 5 YEAR / 60,000 MILE BUMPER-TO-BUMPER
 5 YEAR / UNLIMITED MILE ROADSIDE ASSISTANCE

*See participating Retailer for Limited Warranty and Roadside Assistance terms and conditions.

GOVERNMENT 5-STAR SAFETY RATINGS

This vehicle has not been rated by the government for overall vehicle score, frontal crash, side crash, or rollover risk.


Source: National Highway Traffic Safety Administration (NHTSA).
www.safercar.gov or 1-888-327-4236

Parts Content Information

For vehicles in this carline:
 U.S./Canadian Parts Content: **0%**
 Major Sources of Foreign Parts Content: **JAPAN 95%**

For this vehicle:
 Final Assembly Point: **OKAZAKI, JAPAN**
 Country of Origin: **JAPAN**
 Engine: **JAPAN**
 Transmission: **JAPAN**

Note: Parts content does not include final assembly, distribution, or other non-parts costs.



Cumulative Accessory Weight is **6.0 lbs**

Method of Transport: TRUCK
 Plant/Port of Entry: HUENEME, CA

VIN : **JA4J24A50KZ041186**
 Route Code : **TNT**

Gasoline, license and title fees, applicable federal, state and local taxes and dealer and distributor installed options and accessories are not included in the manufacturer's suggested retail price. This label has been applied to this vehicle pursuant to federal law and cannot be moved or altered prior to delivery to the ultimate purchaser.

Cumulative Accessory Weight is **6.0 lbs**