



**2020 OUTLANDER PHEV GT S-AWC**  
**4-DOOR SUV**  
**PEARL WHITE / BLACK**

2.0L MIVEC W/ TWIN ELECTRIC MOTORS  
 1 SPEED TRANSMISSION  
 50-STATE EMISSIONS STANDARD

**Mechanical Features**

- 12 kWh Lithium-ion drive battery
- 120-volt charging cable, switchable 8A/12A
- 120V/240V charging capability
- DC Fast Charging capability
- Regenerative Braking System (RBS)
- Drive battery warming system
- Charge lid light and locking system
- Acoustic Vehicle Alerting System (AVAS)
- 2.0L MIVEC DOHC 4-cylinder
- Twin electric motors
- Front single speed, drive mode switchable reduction gear box
- Rear single speed, fixed reduction gear box
- Twin Motor Super All-Wheel Control (S-AWC)

**Exterior Features**

- LED low and high beam headlights
- LED daytime running lights
- LED fog lights
- Automatic headlights
- LED tail lights
- Chrome side-window molding
- Dark chrome grille accents
- Body-colored side mirrors with turn indicators
- Power folding side mirrors
- Front rain-sensing wipers
- Front wiper de-icer
- Rear privacy glass
- Power sunroof
- Roof spoiler
- Silver roof rails
- GT badge
- PHEV badges
- 18-inch multi-spoke alloy wheels
- Tire repair kit

**Interior Features**

- Color multi-information display
- High-contrast meters
- Energy Meter (Charge, ECO, Power)
- Dual sunvisor vanity mirrors with illumination
- Front floor lights
- Front map lights
- Dome light
- Cargo light
- Leather appointed seating surfaces
- Heated front seats
- 8-way power adjustable driver seat
- 8-way power adjustable passenger seat
- Power driver lumbar support
- 60:40 rear seat folding function with recline adjustments
- Leather-wrapped steering wheel
- Heated steering wheel
- Tilt and telescopic steering wheel
- Silver carbon-style instrument panel accents
- Silver carbon-style floor console
- Gloss black audio panel
- Black headliner and pillars

**Convenience Features**

- 8.0" Smartphone-link Display Audio (SDA)
- Apple CarPlay® and Android™ Auto
- SiriusXM® with 3-month All Access trial
- HD Radio®
- Mitsubishi Power Sound System (MPSS)
- Bluetooth® wireless technology
- Steering wheel audio and phone controls
- Steering wheel voice recognition control
- Front USB port
- Rear USB port
- Multi-view camera system
- Twin Motor S-AWC Drive mode selector
- Electric shift lever
- EV drive mode switches (EV Priority, Charge, Save)
- Mitsubishi Remote Control
- Dual-zone automatic climate control
- Electric heater
- Rear seat air vents
- Remote keyless entry
- Cruise Control
- FAST-Key entry system
- Push button start
- Power windows with driver auto up/down for all windows
- Illuminated power window switches
- Power remote liftgate
- 12V power outlet
- 1500W AC power supply with 2 outlets
- Auto-dimming rearview mirror with compass and Homelink®
- Rear seat center armrest with cupholders
- Underfloor cargo area storage
- Cargo tie-down hooks

**Safety & Security**

- Anti-lock Braking System (ABS) with Electronic Brakeforce Distribution (EBD) and brake assist
- Electronic parking brake with auto hold
- Active Stability Control (ASC)
- Hill Start Assist (HSA)
- Tire Pressure Monitoring System (TPMS)
- Adaptive Cruise Control (ACC)
- Automatic High Beam (AHB)
- Forward Collision Mitigation (FCM) with Pedestrian Detection
- Lane Departure Warning (LDW)
- Blind Spot Warning (BSW) with Lane Change Assist (LCA) and Rear Cross Traffic Alert (RCTA)
- Advanced dual-stage front airbags
- Front seat-mounted side airbags
- Side curtain airbags
- Driver knee airbag
- LATCH (Lower Anchors and Tethers for Children)
- Child safety rear door locks
- Anti-theft alarm system
- RISE body construction

**Additional Equipment**

- Pearl White Paint **\$395.00**
- Full Tank of Gas **INCLUDED**
- GT Premium Interior Package **\$400.00**
  - Leather appointed seating surfaces with diamond quilted pattern
  - Optical black instrument panel accents
  - Optical black floor console
- Accy Carpeted Floor Mats and Portfolio **\$145.00**
- Accy Charging Cable Storage Bag **\$70.00**

MSRP\*: **\$41,495.00**  
 Total Additional Equipment: **\$1,010.00**  
 Subtotal: **\$42,505.00**  
 Destination/Handling: **\$1,095.00**  
 Total MSRP\*: **\$43,600.00**


\*MSRP (Manufacturer's Suggested Retail Price)

Visit us at [www.mitsubishicars.com](http://www.mitsubishicars.com)

**EPA DOT Fuel Economy and Environment**



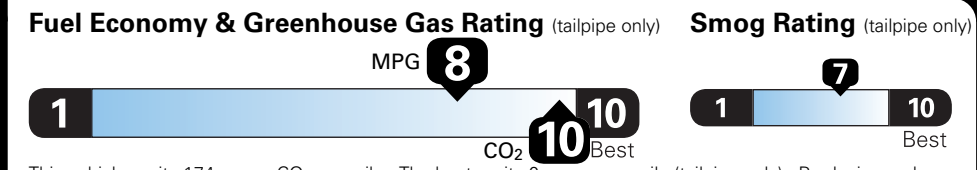
**Fuel Economy** Small SUVs range from 18 to 120 MPGe. The best vehicle rates 136 MPGe.



**You save \$1,250**  
 in fuel costs over 5 years compared to the average new vehicle.




**Annual fuel cost \$1,250**



Actual results will vary for many reasons, including driving conditions and how you drive and maintain your vehicle. The average new vehicle gets 27 MPG and costs \$7,500 to fuel over 5 years. Cost estimates are based on 15,000 miles per year at \$2.70 per gallon and \$0.13 per kW-hr. This is a dual fueled automobile. MPGe is miles per gasoline gallon equivalent. Vehicle emissions are a significant cause of climate change and smog.

**fueleconomy.gov**  
 Calculate personalized estimates and compare vehicles



**10-year 100,000-mile LIMITED POWERTRAIN WARRANTY**

10 YEAR /100,000 MILE POWERTRAIN  
 7 YEAR /100,000 MILE ANTI-CORROSION/PERFORATION  
 5 YEAR /60,000 MILE BUMPER-TO-BUMPER  
 5 YEAR /UNLIMITED MILE ROADSIDE ASSISTANCE

\*See participating Retailer for Limited Warranty and Roadside Assistance terms and conditions.

**Parts Content Information**

For vehicles in this carline:  
 U.S./Canadian Major Sources of Parts Content: Foreign Parts Content:  
**0% JAPAN 95%**

For this vehicle:  
 Final Assembly Point: **OKAZAKI, JAPAN**  
 Country of Origin: **JAPAN**  
 Engine: **JAPAN**  
 Transmission: **JAPAN**

Note: Parts content does not include final assembly, distribution, or other non-parts costs.

**GOVERNMENT 5-STAR SAFETY RATINGS**

**Overall Vehicle Score ★★★★★**  
 Based on the combined ratings of frontal, side and rollover. Should ONLY be compared to other vehicles of similar size and weight.

**Frontal Crash ★★★★★**  
 Driver Passenger  
 Based on the risk of injury in a frontal impact. Should ONLY be compared to other vehicles of similar size and weight.

**Side Crash ★★★★★**  
 Front seat Rear seat  
 Based on the risk of injury in a side impact.

**Rollover ★★★★★**  
 Based on the risk of rollover in a single-vehicle crash.

Star ratings range from 1 to 5 stars (★★★★★) with 5 being the highest. Source: National Highway Traffic Safety Administration (NHTSA).  
[www.safercar.gov](http://www.safercar.gov) or 1-888-327-4236

**Cumulative Accessory Weight is 8.9 lbs**

Method of Transport: TRUCK  
 Plant/Port of Entry: HUENEME, CA  
 VIN : JA4J24A53LZ009978  
 Route Code : TNT

Gasoline, license and title fees, applicable federal, state and local taxes and dealer and distributor installed options and accessories are not included in the manufacturer's suggested retail price. This label has been applied to this vehicle pursuant to federal law and cannot be moved or altered prior to delivery to the ultimate purchaser.

Cumulative Accessory Weight is 8.9 lbs