



2020 OUTLANDER PHEV SEL S-AWC
4-DOOR SUV
PEARL WHITE / BLACK

2.0L MIVEC W/ TWIN ELECTRIC MOTORS
 1 SPEED TRANSMISSION
 50-STATE EMISSIONS STANDARD

Mechanical Features

- 12 kWh Lithium-ion drive battery
- 120-volt charging cable, switchable 8A/12A
- 120V/240V charging capability
- DC Fast Charging capability
- Regenerative Braking System (RBS)
- Drive battery warming system
- Charge lid light and locking system
- Acoustic Vehicle Alerting System (AVAS)
- 2.0L MIVEC DOHC 4-cylinder
- Twin electric motors
- Front single speed, drive mode switchable reduction gear box
- Rear single speed, fixed reduction gear box
- Twin Motor Super All-Wheel Control (S-AWC)

Exterior Features

- LED daytime running lights
- Fog lights
- Automatic headlights
- LED tail lights
- Chrome side-window molding
- Dark chrome grille accents
- Body-colored side mirrors with turn indicators
- Power folding side mirrors
- Front rain-sensing wipers
- Front wiper de-icer
- Rear privacy glass
- Roof spoiler
- Silver roof rails
- SEL badge
- PHEV badges
- 18-inch multi-spoke alloy wheels
- Tire repair kit

Interior Features

- Color multi-information display
- High-contrast meters
- Energy Meter (Charge, ECO, Power)
- Dual sunvisor vanity mirrors with illumination
- Front floor lights
- Front map lights
- Dome light
- Cargo light
- Leather appointed seating surfaces
- Heated front seats
- 8-way power adjustable driver seat
- 8-way power adjustable passenger seat
- Power driver lumbar support
- 60:40 rear seat folding function with recline adjustments
- Leather-wrapped steering wheel
- Tilt and telescopic steering wheel
- Silver carbon-style instrument panel accents
- Silver carbon-style floor console
- Gloss black audio panel
- Black headliner and pillars

Convenience Features

- 8.0" Smartphone-link Display Audio (SDA)

Convenience Features (cont'd)

- Apple CarPlay® and Android™ Auto
- SiriusXM® with 3-month All Access trial
- HD Radio®
- 6 speakers
- Bluetooth® wireless technology
- Steering wheel audio and phone controls
- Steering wheel voice recognition control
- Front USB port
- Rear USB ports
- Rearview camera
- Twin Motor S-AWC Drive mode selector
- Electric shift lever
- EV drive mode switches (EV Priority, Charge, Save)
- Mitsubishi Remote Control
- Dual-zone automatic climate control
- Electric heater
- Rear seat air vents
- Remote keyless entry
- Cruise Control
- FAST-Key entry system
- Push button start
- Power windows with driver auto up/down for all windows
- Illuminated power window switches
- Power remote liftgate
- 12V power outlet
- Auto-dimming rearview mirror with Homelink®
- Sunglass Holder (n/a with sunroof)
- Rear seat center armrest with cupholders
- Underfloor cargo area storage
- Cargo tie-down hooks

Safety & Security

- Anti-lock Braking System (ABS) with Electronic Brakeforce Distribution (EBD) and brake assist
- Electronic parking brake with auto hold
- Active Stability Control (ASC)
- Hill Start Assist (HSA)
- Tire Pressure Monitoring System (TPMS)
- Automatic High Beam (AHB)
- Forward Collision Mitigation (FCM) with Pedestrian Detection
- Lane Departure Warning (LDW)
- Blind Spot Warning (BSW) with Lane Change Assist (LCA) and Rear Cross Traffic Alert (RCTA)
- Advanced dual-stage front airbags
- Front seat-mounted side airbags
- Side curtain airbags
- Driver knee airbag
- LATCH (Lower Anchors and Tethers for Children)
- Child safety rear door locks
- Anti-theft alarm system
- RISE body construction

Additional Equipment

- Pearl White Paint **\$395.00**
- Accy Carpeted Floor Mats and Portfolio **\$145.00**

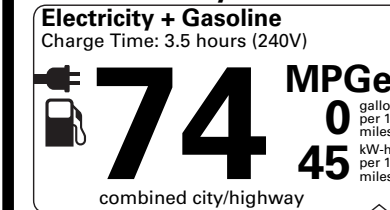
MSRP*: **\$36,295.00**
 Total Additional Equipment: **\$540.00**
 Subtotal: **\$36,835.00**
 Destination/Handling: **\$1,195.00**
 Total MSRP*: **\$38,030.00**
*MSRP (Manufacturer's Suggested Retail Price)

Visit us at www.mitsubishicars.com

EPA DOT Fuel Economy and Environment



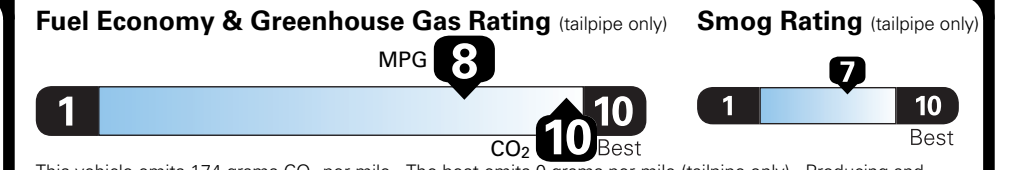
Fuel Economy Small SUVs range from 16 to 120 MPGe. The best vehicle rates 136 MPGe.



You save \$1,250
 in fuel costs over 5 years compared to the average new vehicle.




Annual fuel COST
\$1,250



Actual results will vary for many reasons, including driving conditions and how you drive and maintain your vehicle. The average new vehicle gets 27 MPG and costs \$7,500 to fuel over 5 years. Cost estimates are based on 15,000 miles per year at \$2.70 per gallon and \$0.13 per kW-hr. This is a dual fueled automobile. MPGe is miles per gasoline gallon equivalent. Vehicle emissions are a significant cause of climate change and smog.

fueleconomy.gov

Calculate personalized estimates and compare vehicles



10-year
100,000-mile
 LIMITED POWERTRAIN WARRANTY

10 YEAR /100,000 MILE POWERTRAIN
7 YEAR /100,000 MILE ANTI-CORROSION/PERFORATION
5 YEAR /60,000 MILE BUMPER-TO-BUMPER
5 YEAR /UNLIMITED MILE ROADSIDE ASSISTANCE

*See participating Retailer for Limited Warranty and Roadside Assistance terms and conditions.

Parts Content Information

For vehicles in this carline:
 U.S./Canadian Major Sources of Parts Content: Foreign Parts Content:
0% **JAPAN 97%**

For this vehicle:
 Final Assembly Point: **OKAZAKI, JAPAN**
 Country of Origin: **JAPAN**
 Engine: **JAPAN**
 Transmission: **JAPAN**

Note: Parts content does not include final assembly, distribution, or other non-parts costs.

GOVERNMENT 5-STAR SAFETY RATINGS

Overall Vehicle Score ★★★★★
 Based on the combined ratings of frontal, side and rollover. Should ONLY be compared to other vehicles of similar size and weight.

Frontal Crash ★★★★★
 Driver Passenger
 Based on the risk of injury in a frontal impact. Should ONLY be compared to other vehicles of similar size and weight.

Side Crash ★★★★★
 Front seat Rear seat
 Based on the risk of injury in a side impact.

Rollover ★★★★★
 Based on the risk of rollover in a single-vehicle crash.

Star ratings range from 1 to 5 stars (★★★★★) with 5 being the highest. Source: National Highway Traffic Safety Administration (NHTSA). www.safercar.gov or 1-888-327-4236



Cumulative Accessory Weight is 6.0 lbs

Method of Transport: TRUCK
 Plant/Port of Entry: HUENEME, CA

VIN : JA4J24A59LZ010133
 Route Code : TNT

Gasoline, license and title fees, applicable federal, state and local taxes and dealer and distributor installed options and accessories are not included in the manufacturer's suggested retail price. This label has been applied to this vehicle pursuant to federal law and cannot be moved or altered prior to delivery to the ultimate purchaser.

Cumulative Accessory Weight is 6.0 lbs