

**2022 OUTLANDER PHEVLE
4-DOOR SUV
RUBY BLACK PEARL / BLACK**

2.4L MIVEC W/ TWIN ELECTRIC MOTORS
1 SPEED TRANSMISSION
50-STATE EMISSIONS STANDARD



- Mechanical Features**
- 13.8 kWh Lithium-ion drive battery
 - 120-volt charging cable, switchable 8A/12A
 - 120V/240V charging capability
 - DC Fast Charging capability
 - Regenerative Braking System (RBS)
 - 2.4L MIVEC DOHC 4-cylinder
 - Twin electric motors
 - Front single speed, drive mode switchable reduction gear box
 - Rear single speed, fixed reduction gear box
 - Twin Motor Super All-Wheel Control (S-AWC)

- Exterior Features**
- LED daytime running lights
 - Fog lights
 - Automatic headlights
 - LED tail lights
 - Black side window moldings
 - Black chrome grille accents
 - Heated power side mirrors
 - Power folding side mirrors
 - Black side mirrors with turn indicators
 - Front rain-sensing wipers
 - Front wiper de-icer
 - Power sunroof
 - Gloss black roof rails
 - 18-inch multi-spoke dark chrome alloy wheels
 - Tire repair kit

- Interior Features**
- Color multi-information display
 - Energy Meter (Charge, ECO, Power)
 - Synthetic suede seating surfaces with red stitching
 - Heated front seats
 - 8-way power adjustable driver seat
 - 8-way power adjustable passenger seat
 - Power driver lumbar support
 - Leather-wrapped steering wheel
 - Sport mode button
 - Gloss black floor console

- Convenience Features**
- 8.0" Smartphone-link Display Audio (SDA)
 - Apple CarPlay® and Android™ Auto
 - SiriusXM® with 3-month All Access trial
 - Mitsubishi Power Sound System (MPSS)
 - Bluetooth® wireless technology
 - Steering wheel audio and phone controls
 - Steering wheel voice recognition control
 - Front USB port
 - Rear USB ports
 - Rearview camera
 - Twin Motor S-AWC drive mode selector with Sport mode
 - Gloss black electric shift lever
 - EV drive mode switches (EV Priority, Charge, Save)
 - Dual-zone automatic climate control
 - Electric heater

- Convenience Features (cont'd)**
- Rear seat air vents
 - FAST-Key entry system
 - Push button start
 - Power windows with driver auto up/down for all windows
 - Power remote liftgate
 - Auto-dimming rearview mirror with Homelink®
 - Rear seat center armrest with cupholders
 - Underfloor cargo area storage

- Safety & Security**
- Anti-lock Braking System (ABS) with Electronic Brakeforce Distribution (EBD) and brake assist
 - Electronic parking brake with auto hold
 - Active Stability Control (ASC)
 - Hill Start Assist (HSA)
 - Tire Pressure Monitoring System (TPMS)
 - Automatic High Beam (AHB)
 - Forward Collision Mitigation (FCM) with Pedestrian Detection
 - Lane Departure Warning (LDW)
 - Blind Spot Warning (BSW) with Lane Change Assist (LCA) and Rear Cross Traffic Alert (RCTA)
 - Advanced dual-stage front airbags
 - Front seat-mounted side airbags
 - Side curtain airbags
 - Driver knee airbag
 - LATCH (Lower Anchors and Tethers for Children)
 - Child safety rear door locks
 - Anti-theft engine immobilizer
 - Anti-theft alarm system
 - RISE body construction

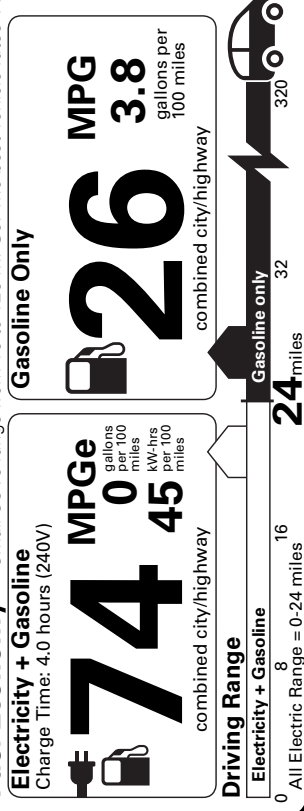
Additional Equipment

- Ruby Black Pearl Paint** \$395.00
- Full tank of gas** INCLUDED
- Hood Emblem (Black)** \$90.00
 - Black hood emblem
- Welcome Package** \$160.00
 - Carpeted floor mats and portfolio
 - Touch Up Paint Pen

EPA DOT Fuel Economy and Environment

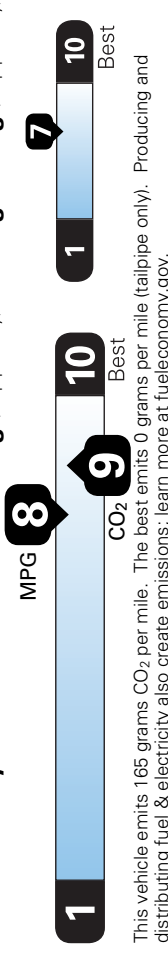


Fuel Economy Small SUVs range from 16 to 125 MPGe. The best vehicle rates 142 MPGe.



You save \$1,000
in fuel costs over 5 years compared to the average new vehicle.

Fuel Economy & Greenhouse Gas Rating (tailpipe only) **Smog Rating** (tailpipe only)



Actual results will vary for many reasons, including driving conditions and how you drive and maintain your vehicle. The average new vehicle gets 27 MPG and costs \$6500 to fuel over 5 years. Cost estimates are based on 15000 miles per year at \$2.35 per gallon and \$0.13 per kW-hr. This is a dual fueled automobile. MPGe is miles per gasoline gallon equivalent. Vehicle emissions are a significant cause of climate change and smog.

fueleconomy.gov

Calculate personalized estimates and compare vehicles



10-year LIMITED POWERTRAIN WARRANTY

10 YEAR / **100,000** MILE **7** YEAR / **100,000** MILE
POWERTRAIN ANTI-CORROSION/PERFORATION

5 YEAR / **60,000** MILE **5** YEAR / **UNLIMITED** MILE
BUMPER-TO-BUMPER ROADSIDE ASSISTANCE

*See participating Retailer for Limited Warranty and Roadside Assistance terms and conditions.

Parts Content Information

For vehicles in this carline:
Major Sources of Parts Content: **JAPAN 97%**

For this vehicle:
Final Assembly Point: **OKAZAKI, JAPAN**
Country of Origin: **JAPAN**
Engine: **JAPAN**
Transmission: **JAPAN**

Note: Parts content does not include final assembly, distribution, or other non-parts costs.

GOVERNMENT 5-STAR SAFETY RATINGS

Overall Vehicle Score ★ ★ ★ ★ ★
Based on the combined ratings of frontal, side and rollover. Should ONLY be compared to other vehicles of similar size and weight.

Frontal Crash ★ ★ ★ ★ ★
Based on the risk of injury in a frontal impact. Should ONLY be compared to other vehicles of similar size and weight.

Side Crash ★ ★ ★ ★ ★
Based on the risk of injury in a side impact.

Rollover ★ ★ ★ ★ ★
Based on the risk of rollover in a single-vehicle crash.

Star ratings range from 1 to 5 stars (★ ★ ★ ★ ★) with 5 being the highest.
Source: National Highway Traffic Safety Administration (NHTSA).
www.safercar.gov or 1-888-327-4236

Total Additional Equipment: **MSRP*: \$38,395.00**
\$645.00


Subtotal: **\$39,040.00**

Destination/Handling: **\$1,195.00**

Total MSRP*: **\$40,235.00**
*MSRP (Manufacturer's Suggested Retail Price)

Cumulative Accessory Weight is 6.0 lbs

Method of Transport: RAIL
Plant/Port of Entry: TACOMA, WA
VIN : JA4J2VA77N2022663
Route Code : RJO



Gasoline, license and title fees, applicable federal, state and local taxes and dealer and distributor installed options and accessories are not included in the manufacturer's suggested retail price. This label has been applied to this vehicle pursuant to federal law and cannot be moved or altered prior to delivery to the ultimate purchaser.