



2022 OUTLANDER SEL 2.5 2WD 4-DOOR SUV COSMIC BLUE METALLIC / BLACK

2.5L DOHC 4-CYLINDER DIRECT-INJECTION
CONTINUOUSLY VARIABLE TRANSMISSION
50-STATE EMISSIONS STANDARD

Mechanical Features

- 2.5L DOHC 4-cylinder Direct-Injection
- 8-Speed Continuously Variable Transmission (CVT)
- Shift by wire
- Paddle shifters

Exterior Features

- LED low and high beam headlights
- LED fog lights
- LED daytime running lights
- Automatic headlights
- Body-colored front and rear bumpers
- Silver front and rear bumper lower trim
- Body-colored side sill trim
- Body-colored side mirrors w/ LED turn indicators
- Power folding side mirrors
- Heated side mirrors
- Front variable intermittent wipers w/integrated washers
- Front rain-sensing wipers
- Hands-free power liftgate with adjustable height
- Rear window defroster with timer
- Capless fuel filler
- Body-colored rear spoiler with LED high-mount stop light
- Silver roof rails
- SEL badge
- 20-inch two-tone alloy wheels
- P255/45 R20 all-season tires
- Tire repair kit

Interior Features

- Leather-wrapped steering wheel
- Leather-wrapped shift knob
- Machined aluminum shift panel
- Front door accent with LED interior illumination
- Synthetic leather door insert with quilting
- 8-way power adjustable driver seat with memory for seat and outside mirror linked with key fob
- 4-way power adjustable passenger seat
- Heated front seats
- Heated rear seats
- Leather appointed seating surfaces
- 40:20:40 split type 2nd row seat with folding function
- 7 Passenger seating

Convenience Features

- 9.0" Navigation system with Smartphone-link Display Audio (SDA)
- Wireless Apple CarPlay®
- Google Android™ Auto
- SXM All Access and SXM Traffic & Travel Link with 90-day subscription
- 12.3" full digital driver display
- HD Radio®
- 6 speakers
- Smartphone wireless charger
- Bluetooth® wireless technology
- Steering wheel audio and phone controls

Convenience Features (cont'd)

- Steering wheel voice recognition control
- Rear 1x USB-C and 1x USB-A
- Front 1x USB-C and 1x USB-A
- Multi-view camera system
- Drive mode selector (Tarmac, Gravel, Snow, Normal, Eco)
- 3-zone automatic climate control
- FAST-Key entry system w/ push button start
- Power windows with all door auto up/down
- Auto-dimming rearview mirror
- Rear seat center armrest with cupholders

Safety & Security

- Anti-lock Braking System (ABS) with Electronic Brakeforce Distribution (EBD) and brake assist
- Electronic parking brake with auto hold
- Active Stability Control (ASC)
- Hill Start Assist (HSA)
- Trailer Stability Assist (TSA)
- Tire Pressure Monitoring System (TPMS) with tire fill notification
- Automatic High Beam (AHB)
- Forward Collision Mitigation (FCM) with pedestrian detection
- Driver Attention Alert (DAA)
- MI-PILOT Assist w/ Nav+link
- Adaptive Cruise Control (ACC) with Stop & Go Lane Keep Assist (LKA)
- Lane Departure Prevention (LDP)
- Traffic Sign Recognition (TSR)
- Blind Spot Warning (BSW) w/ Lane Change Assist (LCA)
- Rear Cross Traffic Alert (RCTA)
- Rear Automatic Emergency Braking (Rear AEB)
- Lane Departure Warning (LDW)
- Front parking sensors
- Rear parking sensors
- Advanced dual-stage front airbags
- Driver and passenger SRS knee airbags
- Side curtain SRS airbags
- Rear outer-board seat-mounted SRS side airbags
- Front seat-mounted SRS Center airbag
- Adjustable front seat shoulder belt anchors
- Three-point seatbelts with pretensioner for driver, passenger, outer sides of 2nd row seat
- LATCH (Lower Anchors and Tethers for Children) for 2nd row
- Seatbelt reminder for all seating positions
- Child safety rear door locks
- Anti-theft alarm system
- Anti-theft engine immobilizer
- Rear seat alert

EPA DOT Fuel Economy and Environment



Gasoline Vehicle

Fuel Economy

27 MPG
combined city/hwy

24 city

31 highway

Small SUVs range from 16 to 125 MPG.
The best vehicle rates 142 MPG.


You save \$0
in fuel costs
over 5 years
compared to the
average new vehicle.

3.7 gallons per 100 miles

Annual fuel cost

\$1,300

Fuel Economy & Greenhouse Gas Rating (tailpipe only)



This vehicle emits 328 grams CO₂ per mile. The best emits 0 grams per mile (tailpipe only). Producing and distributing fuel also create emissions; learn more at fueleconomy.gov.

Actual results will vary for many reasons, including driving conditions and how you drive and maintain your vehicle. The average new vehicle gets 27 MPG and costs \$6500 to fuel over 5 years. Cost estimates are based on 15000 miles per year at \$2.35 per gallon. MPGe is miles per gasoline gallon equivalent. Vehicle emissions are a significant cause of climate change and smog.

fueleconomy.gov

Calculate personalized estimates and compare vehicles



QR Code
Smartphone



10-year

100,000-mile
LIMITED POWERTRAIN WARRANTY

10 YEAR / **100,000** MILE ANTI-CORROSION/PERFORATION POWERTRAIN

5 YEAR / **60,000** MILE BUMPER-TO-BUMPER ROADSIDE ASSISTANCE

*See participating Retailer for Limited Warranty and Roadside Assistance terms and conditions.

GOVERNMENT 5-STAR SAFETY RATINGS

This vehicle has not been rated by the government for overall vehicle score, frontal crash, side crash, or rollover risk.

Source: National Highway Traffic Safety Administration (NHTSA).
www.safercar.gov or 1-888-327-4236


Parts Content Information

For vehicles in this carline:
Major Sources of Parts Content: **JAPAN 90%**

For this vehicle:
Final Assembly Point: **OKAZAKI, JAPAN**

Country of Origin: **JAPAN**
Transmission: **JAPAN**

Note: Parts content does not include final assembly, distribution, or other non-parts costs.



**MITSUBISHI
MOTORS**


Total Additional Equipment: **MSRP*: \$31,945.00**
\$3,940.00

Subtotal: **\$35,885.00**

Destination/Handling: **\$1,195.00**

Total MSRP*: **\$37,080.00**

*MSRP (Manufacturer's Suggested Retail Price)



VIN : JA4J3VAB84NZ017247

Method of Transport: TRUCK
Plant/Port of Entry: TACOMA, WA
Route Code : TCM

Cumulative Accessory Weight is 12.1 lbs

Gasoline, license and title fees, applicable federal, state and local taxes and dealer and distributor installed options and accessories are not included in the manufacturer's suggested retail price. This label has been applied to this vehicle pursuant to federal law and cannot be moved or altered prior to delivery to the ultimate purchaser.

Cumulative Accessory Weight is 12.1 lbs

Visit us at www.mitsubishicars.com