

2022OT45BCVT5-E28--U2511X



**2022 OUTLANDER ES 2.5 S-AWC
4-DOOR SUV
ALLOY SILVER METALLIC / BLACK**

2.5L DOHC 4-CYLINDER DIRECT-INJECTION
CONTINUOUSLY VARIABLE TRANSMISSION
50-STATE EMISSIONS STANDARD

- Mechanical Features**
- 2.5L DOHC 4-cylinder Direct-Injection
 - 8-Speed Continuously Variable Transmission (CVT)
 - Super All-Wheel Control (S-AWC)
 - Shift by wire
 - Paddle shifters
- Exterior Features**
- LED low and high beam headlights
 - LED daytime running lights
 - Headlight washers
 - Automatic headlights
 - Body-colored front and rear bumpers
 - Material black front and rear bumper trim
 - Body-colored side mirrors w/ LED turn indicators
 - Front wiper de-icer
 - Front variable intermittent wipers w/integrated washers
 - Rear window defroster with timer
 - Capless fuel filler
 - Body-colored rear spoiler with LED high-mount stop light
 - S-AWC decal
 - 18-inch alloy wheels
 - P235/60 R18 all-season tires
 - Tire repair kit

- Interior Features**
- Gloss black shift panel
 - Fabric seating surfaces
 - 40:20:40 split type 2nd row seat with folding function
 - 7 Passenger seating
- Convenience Features**
- 8.0" Smartphone-link Display Audio (SDA)
 - Apple CarPlay®
 - Google Android™ Auto
 - SXM audio with 90-day SXM All Access subscription
 - 7.0" Multi-information display
 - 6 speakers
 - Bluetooth® wireless technology
 - Steering wheel audio and phone controls
 - Steering wheel voice recognition control
 - Front 1x USB-C and 1x USB-A
 - Rearview camera
 - Drive mode selector (Tarmac, Gravel, Snow, Normal, Eco, Mud)
 - Dual-zone automatic climate control
 - Remote keyless entry
 - Push button start
 - Rear seat center armrest with cupholders

- Safety & Security**
- Anti-lock Braking System (ABS) with Electronic Brakeforce Distribution (EBD) and brake assist
 - Electronic parking brake with auto hold
 - Active Stability Control (ASC)
 - Hill Start Assist (HSA)

- Safety & Security (cont'd)**
- Trailer Stability Assist (TSA)
 - Tire Pressure Monitoring System (TPMS) with tire fill notification
 - Forward Collision Mitigation (FCM) with pedestrian detection
 - Automatic High Beam (AHB)
 - Driver Attention Alert (DAA)
 - Blind Spot Warning (BSW) w/ Lane Change Assist (LCA)
 - Rear Cross Traffic Alert (RCTA)
 - Rear Automatic Emergency Braking (Rear AEB)
 - Lane Departure Warning (LDW)
 - Rear parking sensors
 - Cruise control
 - Advanced dual-stage front airbags
 - Driver and passenger SRS knee airbags
 - Side curtain SRS airbags
 - Rear outer-board seat-mounted SRS side airbags
 - Front seat-mounted SRS Center airbag
 - Adjustable front seat shoulder belt anchors
 - Three-point seatbelts with pretensioner for driver, passenger, outer sides of 2nd row seat
 - LATCH (Lower Anchors and Tethers for Children) for 2nd row
 - Seatbelt reminder for all seating positions
 - Child safety rear door locks
 - Anti-theft alarm system
 - Anti-theft engine immobilizer
 - Rear seat alert

Additional Equipment

- | | |
|---|-----------------------------|
| Full Tank of Gas | INCLUDED |
| Mitsubishi Connect Subscriptions
■ 24-month trial from the date of vehicle delivery (mobile app enrollment required)
■ Safeguard Services
■ Remote Services | INCLUDED
delivery |
| ES Convenience Package
■ Mitsubishi Connect with Safeguard and Remote Services
■ 20" Two-Tone Alloy Wheels (Replaces 18" Alloy Wheels)
■ P255/40 R20 all-season tires | \$1,000.00 |
| Accy Tonneau Cover | \$195.00 |
| Accy Wheel Locks | \$75.00 |
| Welcome Package
■ Carpeted floor mats and portfolio
■ Touch Up Paint Pen
■ Center Console Tray Mat | \$160.00 |
| Accy Roll Up Shades | \$250.00 |

EPA DOT Fuel Economy and Environment



Fuel Economy
26 MPG
combined city/hwy


Small SUVs range from 16 to 125 MPG.
The best vehicle rates 142 MPG.

24 city
30 highway

3.8 gallons per 100 miles

You spend \$250
more in fuel costs
over 5 years
compared to the average new vehicle.

Annual fuel COST
\$1,350



This vehicle emits 342 grams CO₂ per mile. The best emits 0 grams per mile (tailpipe only). Producing and distributing fuel also create emissions; learn more at fueleconomy.gov.

Actual results will vary for many reasons, including driving conditions and how you drive and maintain your vehicle. The average new vehicle gets 27 MPG and costs \$6500 to fuel over 5 years. Cost estimates are based on 15000 miles per year at \$2.35 per gallon. MPGe is miles per gasoline gallon equivalent. Vehicle emissions are a significant cause of climate change and smog.

fueleconomy.gov
Calculate personalized estimates and compare vehicles



10-year
100,000-mile
LIMITED POWERTRAIN WARRANTY

10 YEAR / **100,000** MILE ANTI-CORROSION/PERFORATION POWERTRAIN
5 YEAR / **60,000** MILE BUMPER-TO-BUMPER ROADSIDE ASSISTANCE

*See participating Retailer for Limited Warranty and Roadside Assistance terms and conditions.

GOVERNMENT 5-STAR SAFETY RATINGS

This vehicle has not been rated by the government for overall vehicle score, frontal crash, side crash, or rollover risk.


Source: National Highway Traffic Safety Administration (NHTSA).
www.safercar.gov or 1-888-327-4236

Parts Content Information

For vehicles in this carline:
Major Sources of Parts Content: **JAPAN 89%**

For this vehicle:
Final Assembly Point: **OKAZAKI, JAPAN**
Country of Origin: **JAPAN**
Engine: **JAPAN**
Transmission: **JAPAN**

Note: Parts content does not include final assembly, distribution, or other non-parts costs.




MSRP*: \$27,895.00
Total Additional Equipment: \$1,680.00
Subtotal: \$29,575.00
Destination/Handling: \$1,245.00
Total MSRP*: \$30,820.00

*MSRP (Manufacturer's Suggested Retail Price)

Cumulative Accessory Weight is 14.1 lbs

Method of Transport: TRUCK
Plant/Port of Entry: HUENEME, CA
VIN : JA4J4TA80NZ046729
Route Code : TMP

Gasoline, license and title fees, applicable federal, state and local taxes and dealer and distributor installed options and accessories are not included in the manufacturer's suggested retail price. This label has been applied to this vehicle pursuant to federal law and cannot be moved or altered prior to delivery to the ultimate purchaser.



Visit us at www.mitsubishicars.com

Cumulative Accessory Weight is 14.1 lbs