



2022 OUTLANDER SE 2.5 S-AWC 4-DOOR SUV ALLOY SILVER METALLIC / BLACK

2.5L DOHC 4-CYLINDER DIRECT-INJECTION
CONTINUOUSLY VARIABLE TRANSMISSION
50-STATE EMISSIONS STANDARD

Mechanical Features

- 2.5L DOHC 4-cylinder Direct-Injection
- 8-Speed Continuously Variable Transmission (CVT)
- Super All-Wheel Control (S-AWC)
- Shift by wire
- Paddle shifters

Exterior Features

- LED low and high beam headlights
- LED fog lights
- LED daytime running lights
- Headlight washers
- Automatic headlights
- Body-colored front and rear bumpers
- Silver front and rear bumper lower trim
- Body-colored side mirrors w/ LED turn indicators
- Heated side mirrors
- Front wiper de-icer
- Front variable intermittent wipers w/integrated washers
- Front rain-sensing wipers
- Hands-free power liftgate with adjustable height
- Rear window defroster with timer
- Capless fuel filler
- Body-colored rear spoiler with LED high-mount stop light
- SE badge
- S-AWC decal
- 20-inch two-tone alloy wheels
- P255/45 R20 all-season tires
- Tire repair kit

Interior Features

- Leather-wrapped steering wheel
- Leather-wrapped shift knob
- Gloss black shift panel
- Synthetic leather door insert
- 8-way power adjustable driver seat
- Heated front seats
- Synthetic leather suede seating surfaces
- 40:20:40 split type 2nd row seat with folding function
- 7 Passenger seating

Convenience Features

- 9.0" Navigation system with Smartphone-link Display Audio (SDA)
- Wireless Apple CarPlay®
- Google Android™ Auto
- XM All Access and XM Traffic & Travel Link with 90-day subscription
- 7.0" Multi-information display
- HD Radio®
- 6 speakers
- Smartphone wireless charger
- Bluetooth® wireless technology
- Steering wheel audio and phone controls
- Rear 1x USB-C and 1x USB-A
- Front 1x USB-C and 1x USB-A

Convenience Features (cont'd)

- Multi-view camera system
 - Drive mode selector (Tarmac, Gravel, Snow, Normal, Eco, Mud)
 - Dual-zone automatic climate control
 - FAST-Key entry system w/ push button start
 - Rear seat center armrest with cupholders
- ### Safety & Security
- Anti-lock Braking System (ABS) with Electronic Brakeforce Distribution (EBD) and brake assist
 - Electronic parking brake with auto hold
 - Active Stability Control (ASC)
 - Hill Start Assist (HSA)
 - Trailer Stability Assist (TSA)
 - Tire Pressure Monitoring System (TPMS) with tire fill notification
 - Automatic High Beam (AHB)
 - Forward Collision Mitigation (FCM) with pedestrian detection
 - Driver Attention Alert (DAA)
 - MI-PILOT Assist w/ Navi-link
 - Adaptive Cruise Control (ACC) with Stop & Go Lane Keep Assist (LKA)
 - Lane Departure Prevention (LDP)
 - Traffic Sign Recognition (TSR)
 - Blind Spot Warning (BSW) w/ Lane Change Assist (LCA)
 - Rear Cross Traffic Alert (RCTA)
 - Rear Automatic Emergency Braking (Rear AEB)
 - Lane Departure Warning (LDW)
 - Front parking sensors
 - Rear parking sensors
 - Advanced dual-stage front airbags
 - Driver and passenger SRS knee airbags
 - Side curtain SRS airbags
 - Rear outer-board seat-mounted SRS side airbags
 - Front seat-mounted SRS Center airbag
 - Adjustable front seat shoulder belt anchors
 - Three-point seatbelts with pretensioner for driver, passenger, outer sides of 2nd row seat
 - LATCH (Lower Anchors and Tethers for Children) for 2nd row
 - Seatbelt reminder for all seating positions
 - Child safety rear door locks
 - Anti-theft alarm system
 - Anti-theft engine immobilizer
 - Rear seat alert

Additional Equipment

- | | |
|---|-----------------|
| Full Tank of Gas | INCLUDED |
| Mitsubishi Connect Subscriptions | INCLUDED |
| ■ 24-month trial from the date of vehicle delivery (mobile app enrollment required) | |
| ■ Safeguard Services | |
| ■ Remote Services | |
| Accy Tonneau Cover | \$195.00 |
| Accy Wheel Locks | \$75.00 |
| Mudguards | \$145.00 |
| ■ Front and rear mudguards | |
| Hood Badge, Chrome | \$110.00 |
| ■ Hood badge | |
| Welcome Package | \$160.00 |
| ■ Carpeted floor mats and portfolio | |
| ■ Touch Up Paint Pen | |
| ■ Center Console Tray Mat | |

EPA DOT Fuel Economy and Environment



Gasoline Vehicle

Fuel Economy

26 MPG
combined city/hwy

24 city

30 highway

Small SUVs range from 16 to 125 MPG.
The best vehicle rates 142 MPG.


You spend
\$250
more in fuel costs
over 5 years
compared to the
average new vehicle.

Annual fuel cost

\$1,350

3.8 gallons per 100 miles

Fuel Economy & Greenhouse Gas Rating (tailpipe only)



This vehicle emits 342 grams CO₂ per mile. The best emits 0 grams per mile (tailpipe only). Producing and distributing fuel also create emissions; learn more at fueleconomy.gov.

Actual results will vary for many reasons, including driving conditions and how you drive and maintain your vehicle. The average new vehicle gets 27 MPG and costs \$6500 to fuel over 5 years. Cost estimates are based on 15000 miles per year at \$2.35 per gallon. MPGe is miles per gasoline gallon equivalent. Vehicle emissions are a significant cause of climate change and smog.

fueleconomy.gov

Calculate personalized estimates and compare vehicles



10-year LIMITED POWERTRAIN WARRANTY

100,000-mile

10 YEAR / **100,000** MILE ANTI-CORROSION/PERFORATION POWERTRAIN

5 YEAR / **60,000** MILE BUMPER-TO-BUMPER ROADSIDE ASSISTANCE

*See participating Retailer for Limited Warranty and Roadside Assistance terms and conditions.

Parts Content Information

For vehicles in this carline:
Major Sources of Parts Content: **JAPAN 88%**
Foreign Parts Content: **3%**

Final Assembly Point: **OKAZAKI, JAPAN**


Country of Origin: **JAPAN**
Transmission: **JAPAN**

Note: Parts content does not include final assembly, distribution, or other non-parts costs.

GOVERNMENT 5-STAR SAFETY RATINGS

This vehicle has not been rated by the government for overall vehicle score, frontal crash, side crash, or rollover risk.

Source: National Highway Traffic Safety Administration (NHTSA).
www.safercar.gov or 1-888-327-4236




MITSUBISHI MOTORS

Total Additional Equipment: **MSRP*: \$30,945.00**
\$685.00

Subtotal: **\$31,630.00**
Destination/Handling: **\$1,245.00**

Total MSRP*: **\$32,875.00**

*MSRP (Manufacturer's Suggested Retail Price)



Cumulative Accessory Weight is 13.4 lbs

Method of Transport: TRUCK
Plant/Port of Entry: BALTIMORE, MD
VIN : JA4J4UA89NZ050963
Route Code : TVT

Gasoline, license and title fees, applicable federal, state and local taxes and dealer and distributor installed options and accessories are not included in the manufacturer's suggested retail price. This label has been applied to this vehicle pursuant to federal law and cannot be moved or altered prior to delivery to the ultimate purchaser.