



2022 OUTLANDER SEL 2.5 S-AWC 4-DOOR SUV MERCURY GRAY METALLIC / BLACK

2.5L DOHC 4-CYLINDER DIRECT-INJECTION
CONTINUOUSLY VARIABLE TRANSMISSION
50-STATE EMISSIONS STANDARD

Mechanical Features

- 2.5L DOHC 4-cylinder Direct-Injection
- 8-Speed Continuously Variable Transmission (CVT)
- Super All-Wheel Control (S-AWC)
- Shift by wire
- Paddle shifters

Exterior Features

- LED low and high beam headlights
- LED fog lights
- LED daytime running lights
- Headlight washers
- Automatic headlights
- Body-colored front and rear bumpers
- Silver front and rear bumper lower trim
- Body-colored side sill trim
- Body-colored side mirrors w/ LED turn indicators
- Power folding side mirrors
- Heated side mirrors
- Front wiper de-icer
- Front variable intermittent wipers w/integrated washers
- Front rain-sensing wipers
- Hands-free power liftgate with adjustable height
- Rear window defroster with timer
- Capless fuel filler
- Body-colored rear spoiler with LED high-mount stop light
- Silver roof rails
- SEL badge
- S-AWC decal
- 20-inch two-tone alloy wheels
- P255/45 R20 all-season tires
- Tire repair kit

Interior Features

- Leather-wrapped steering wheel
- Leather-wrapped shift knob
- Machined aluminum shift panel
- Front door accent with LED interior illumination
- Synthetic leather door insert with quilting
- 8-way power adjustable driver seat with memory for seat and outside mirror linked with key fob
- 4-way power adjustable passenger seat
- Heated front seats
- Heated rear seats
- Leather appointed seating surfaces
- 40:20:40 split type 2nd row seat with folding function
- 7 Passenger seating

Convenience Features

- 9.0" Navigation system with Smartphone-link Display Audio (SDA)
- Wireless Apple CarPlay®
- Google Android™ Auto
- SXM All Access and SXM Traffic & Travel Link with 90-day subscription
- 12.3" full digital driver display
- HD Radio®

Convenience Features (cont'd)

- 6 speakers
- Smartphone wireless charger
- Bluetooth® wireless technology
- Steering wheel audio and phone controls
- Steering wheel voice recognition control
- Rear 1x USB-C and 1x USB-A
- Multi-view camera system
- Drive mode selector (Tarmac, Gravel, Snow, Normal, Eco, Mud)
- 3-zone automatic climate control
- FAST-Key entry system w/ push button start
- Power windows with all door auto up/down
- Auto-dimming rearview mirror
- Rear seat center armrest with cupholders

Safety & Security

- Anti-lock Braking System (ABS) with Electronic Brakeforce Distribution (EBD) and brake assist
- Electronic parking brake with auto hold
- Active Stability Control (ASC)
- Hill Start Assist (HSA)
- Trailer Stability Assist (TSA)
- Tire Pressure Monitoring System (TPMS) with tire fill notification
- Automatic High Beam (AHB)
- Forward Collision Mitigation (FCM) with pedestrian detection
- Driver Attention Alert (DAA)
- MI-PILOT Assist w/ Navi-link
- Adaptive Cruise Control (ACC) with Stop & Go
- Lane Keep Assist (LKA)
- Lane Departure Prevention (LDP)
- Traffic Sign Recognition (TSR)
- Blind Spot Warning (BSW) w/ Lane Change Assist (LCA)
- Rear Cross Traffic Alert (RCTA)
- Rear Automatic Emergency Braking (Rear AEB)
- Lane Departure Warning (LDW)
- Front parking sensors
- Rear parking sensors
- Advanced dual-stage front airbags
- Driver and passenger SRS knee airbags
- Side curtain SRS airbags
- Rear outer-board seat-mounted SRS side airbags
- Front seat-mounted SRS Center airbag
- Adjustable front seat shoulder belt anchors
- Three-point seatbelts with pretensioner for driver, passenger, outer sides of 2nd row seat
- LATCH (Lower Anchors and Tethers for Children) for 2nd row
- Seatbelt reminder for all seating positions
- Child safety rear door locks
- Anti-theft alarm system
- Anti-theft engine immobilizer
- Rear seat alert

EPA DOT Fuel Economy and Environment



Fuel Economy

26 MPG
combined city/hwy

24 city
30 highway

3.8 gallons per 100 miles

You spend
\$250
more in fuel costs
over 5 years
compared to the
average new vehicle.

Small SUVs range from 16 to 125 MPG.
The best vehicle rates 142 MPGe.

Annual fuel COST

\$1,350

Actual results will vary for many reasons, including driving conditions and how you drive and maintain your vehicle. The average new vehicle gets 27 MPG and costs \$6500 to fuel over 5 years. Cost estimates are based on 15000 miles per year at \$2.35 per gallon. MPGe is miles per gasoline gallon equivalent. Vehicle emissions are a significant cause of climate change and smog.


fueleconomy.gov

Calculate personalized estimates and compare vehicles



QR Code
Smartphone

Fuel Economy & Greenhouse Gas Rating (tailpipe only)



This vehicle emits 342 grams CO₂ per mile. The best emits 0 grams per mile (tailpipe only). Producing and distributing fuel also create emissions; learn more at fueleconomy.gov.

10-year

100,000-mile
LIMITED POWERTRAIN WARRANTY

10 YEAR / **100,000** MILE
POWERTRAIN ANTI-CORROSION/PERFORATION

5 YEAR / **60,000** MILE
BUMPER-TO-BUMPER ROADSIDE ASSISTANCE

*See participating Retailer for Limited Warranty and Roadside Assistance terms and conditions.

GOVERNMENT 5-STAR SAFETY RATINGS

This vehicle has not been rated by the government for overall vehicle score, frontal crash, side crash, or rollover risk.


Source: National Highway Traffic Safety Administration (NHTSA).
www.safercar.gov or 1-888-327-4236

Parts Content Information

For vehicles in this carline:
U.S./Canadian Major Sources of Parts Content: Foreign Parts Content: **JAPAN 89%**

For this vehicle:
Final Assembly Point: **OKAZAKI, JAPAN**
Country of Origin: **JAPAN**
Engine: **JAPAN**
Transmission: **JAPAN**

Note: Parts content does not include final assembly, distribution, or other non-parts costs.




**MITSUBISHI
MOTORS**

MSRP*: \$33,745.00
Total Additional Equipment: \$1,240.00
Subtotal: \$34,985.00
Destination/Handling: \$1,195.00
Total MSRP*: \$36,180.00

*MSRP (Manufacturer's Suggested Retail Price)

Method of Transport: TRUCK
Plant/Port of Entry: BALTIMORE, MD
VIN : JA4J4VA81NZ026033
Route Code : TMP



Cumulative Accessory Weight is 12.1 lbs

Visit us at www.mitsubishicars.com