



**2019 MIRAGE ES
5-DOOR HATCHBACK
SAPPHIRE BLUE METALLIC / BLACK**

1.2L DOHC 3CYL MIVEC
CONTINUOUSLY VARIABLE TRANSMISSION
50-STATE EMISSIONS STANDARD

Mechanical Features

- 1.2L MIVEC DOHC 12-valve 3-cylinder
- Electric power steering
- MacPherson front strut suspension with stabilizer bar
- Rear torsion beam
- Front Wheel Drive (FWD)

Exterior Features

- Halogen headlights
- LED rear combination tail lights
- High mount rear stop light
- Color-keyed front and rear bumpers
- Color-keyed folding side-view mirrors
- Color-keyed outside door handles
- Color-keyed tail gate handle
- Chrome grille accents
- Rear spoiler
- Power side-view mirrors
- Front windshield variable intermittent wipers
- Rear window intermittent wiper/ washer with defroster
- Door sash black out
- 14-inch steel wheels with wheel covers
- Temporary spare tire

Interior Features

- Speedometer/ tachometer gauge cluster
- Front room light
- Cargo light
- 4-way adjustable passenger seat
- Split folding rear seats
- Rear seat head restraints (x2)
- Chrome accented HVAC panel
- Urethane steering wheel
- Tilt steering wheel
- Gloss black center panel
- Material-color inner door handles
- Driver and passenger sun visors with driver's side vanity mirror, lid and ticket holder
- Remote hood and fuel door release levers
- Rear shelf

Convenience Features

- Touch panel display audio system
- Rearview camera
- Four speakers
- Bluetooth® wireless technology
- USB port
- ECO indicator light
- Cruise control
- Steering wheel audio controls
- Steering wheel phone controls
- Air conditioning
- Micron air filtration
- Rear heater floor ducts
- Remote keyless entry with panic feature
- Power windows
- Power door locks
- 12-volt power outlet

Convenience Features (cont'd)

- Floor console with cup holders
- Front door panel storage pockets
- Glove box

Safety & Security

- Hill Start Assist (HSA)
- Anti-lock Braking System (ABS) with Electronic Brakeforce Distribution (EBD) and Brake Assist
- Active Stability Control (ASC)
- Tire Pressure Monitoring System (TPMS)
- Side curtain airbags
- Driver's knee airbag
- Advanced dual-stage front airbags
- Three-point seatbelts for all seating positions
- Adjustable front shoulder belts with pretensioner
- LATCH child-restraint system
- Child safety rear door locks
- Anti-theft engine immobilizer
- RISE body construction

Additional Equipment

Full Tank of Gas	INCLUDED
Cargo Package	\$105.00
<ul style="list-style-type: none"> Cargo mat Cargo net 	
Accy Carpeted Floor Mats and Portfolio	\$135.00

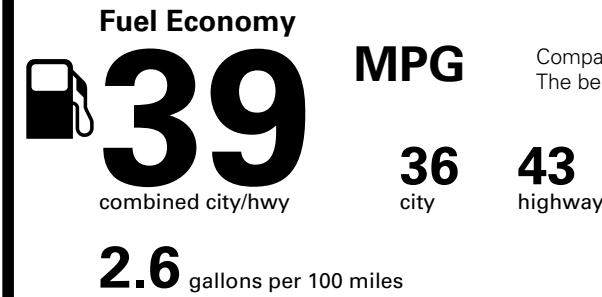
	MSRP*: \$14,995.00
Total Additional Equipment:	\$240.00
	Subtotal: \$15,235.00
Destination/Handling:	\$995.00
	Total MSRP*: \$16,230.00

*MSRP (Manufacturer's Suggested Retail Price)

Visit us at www.mitsubishicars.com

EPA DOT Fuel Economy and Environment

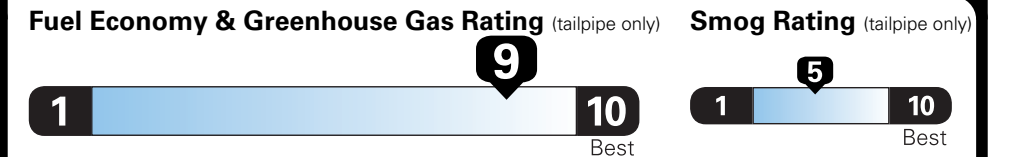
Gasoline Vehicle



Compact Cars range from 14 to 119 MPG. The best vehicle rates 136 MPGe.

You save \$2,000
in fuel costs over 5 years compared to the average new vehicle.

Annual fuel COST
\$1,000




This vehicle emits 229 grams CO₂ per mile. The best emits 0 grams per mile (tailpipe only). Producing and distributing fuel also create emissions; learn more at fuelconomy.gov.

Actual results will vary for many reasons, including driving conditions and how you drive and maintain your vehicle. The average new vehicle gets 27 MPG and costs \$7,000 to fuel over 5 years. Cost estimates are based on 15,000 miles per year at \$2.55 per gallon. MPGe is miles per gasoline gallon equivalent. Vehicle emissions are a significant cause of climate change and smog.

fuelconomy.gov

Calculate personalized estimates and compare vehicles



10-year 100,000-mile LIMITED POWERTRAIN WARRANTY

10 YEAR / 100,000 MILE POWERTRAIN
5 YEAR / 60,000 MILE BUMPER-TO-BUMPER

7 YEAR / 100,000 MILE ANTI-CORROSION/PERFORATION
5 YEAR / UNLIMITED MILE ROADSIDE ASSISTANCE

*See participating Retailer for Limited Warranty and Roadside Assistance terms and conditions.

Parts Content Information

For vehicles in this carline:
U.S./Canadian Parts Content: **0%** Major Sources of Foreign Parts Content: **THAILAND 94%**

For this vehicle:
Final Assembly Point: **CHONBURI, THAILAND**
Country of Origin: **THAILAND** Engine: **THAILAND** Transmission: **THAILAND**

Note: Parts content does not include final assembly, distribution, or other non-parts costs.

GOVERNMENT 5-STAR SAFETY RATINGS

Overall Vehicle Score ★★★★★
Based on the combined ratings of frontal, side and rollover. Should ONLY be compared to other vehicles of similar size and weight.

Frontal Crash	Driver	★★★★★
	Passenger	★★★★★

Based on the risk of injury in a frontal impact. Should ONLY be compared to other vehicles of similar size and weight.

Side Crash	Front seat	★★★★★
	Rear seat	★★★★★

Based on the risk of injury in a side impact.

Rollover ★★★★★
Based on the risk of rollover in a single-vehicle crash.

Star ratings range from 1 to 5 stars (★★★★★) with 5 being the highest. Source: National Highway Traffic Safety Administration (NHTSA). www.safercar.gov or 1-888-327-4236

Cumulative Accessory Weight is 7.8 lbs

Method of Transport: RAIL
Plant/Port of Entry: TACOMA, WA

VIN : ML32A3HJXKH013219
Route Code : RJO

Gasoline, license and title fees, applicable federal, state and local taxes and dealer and distributor installed options and accessories are not included in the manufacturer's suggested retail price. This label has been applied to this vehicle pursuant to federal law and cannot be moved or altered prior to delivery to the ultimate purchaser.

Cumulative Accessory Weight is 7.8 lbs