



**2019 MIRAGE SE  
5-DOOR HATCHBACK  
MERCURY GRAY METALLIC / BLACK**

1.2L DOHC 3CYL MIVEC  
CONTINUOUSLY VARIABLE TRANSMISSION  
50-STATE EMISSIONS STANDARD

**Mechanical Features**

- 1.2L MIVEC DOHC 12-valve 3-cylinder
- Electric power steering
- MacPherson front strut suspension with stabilizer bar
- Rear torsion beam
- Front Wheel Drive (FWD)

**Exterior Features**

- Halogen headlights
- Fog lights
- LED rear combination tail lights
- High mount rear stop light
- Color-keyed front and rear bumpers
- Color-keyed folding side-view mirrors with turn indicators
- Color-keyed outside door handles
- Color-keyed tail gate handle
- Chrome grille accents
- Rear spoiler
- Power side-view mirrors
- Front windshield variable intermittent wipers
- Rear window intermittent wiper/ washer with defroster
- Door sash black out
- SE badge
- 14-inch alloy wheels
- Temporary spare tire

**Interior Features**

- Semi-hi contrast meter with chrome accent
- Speedometer/ tachometer gauge cluster
- Front room light
- Cargo light
- 6-way adjustable driver's seat
- 4-way adjustable passenger seat
- Driver's seat armrest
- Split folding rear seats
- Rear seat head restraints (x2)
- Chrome accented HVAC panel
- Leather-wrapped steering wheel
- Tilt steering wheel
- Leather-wrapped shift knob
- Gloss black shift panel
- Gloss black center panel
- Gloss black door panel accents
- Chrome-plated front inner door handles
- Driver and passenger sun visors with driver's side vanity mirror, lid and ticket holder
- Remote hood and fuel door release levers
- Rear shelf

**Convenience Features**

- 6.5" Smartphone Link Display Audio (SDA) System
- Rearview camera
- Four speakers
- Apple Carplay™ and Android Auto™ Compatibility
- Bluetooth® wireless technology
- USB port
- ECO indicator light

**Convenience Features (cont'd)**

- Cruise control
- Steering wheel audio controls
- Steering wheel phone controls
- Steering wheel voice controls
- Automatic climate control
- Micron air filtration
- Rear heater floor ducts
- FAST-Key passive entry system with push button start and panic feature
- Power windows
- Power door locks
- 12-volt power outlet
- Floor console with cup holders
- Front door panel storage pockets
- Glove box

**Safety & Security**

- Hill Start Assist (HSA)
- Anti-lock Braking System (ABS) with Electronic Brakeforce Distribution (EBD) and Brake Assist
- Active Stability Control (ASC)
- Tire Pressure Monitoring System (TPMS)
- Side curtain airbags
- Driver's knee airbag
- Advanced dual-stage front airbags
- Three-point seatbelts for all seating positions
- Adjustable front shoulder belts with pretensioner
- LATCH child-restraint system
- Child safety rear door locks
- Anti-theft engine immobilizer
- RISE body construction

**Additional Equipment**

Full Tank of Gas	INCLUDED
Accy Wheel Locks	\$65.00
Accy Front and Rear Mudguards	\$155.00
Accy Carpeted Floor Mats and Portfolio	\$135.00
Accy Body Side Moldings	\$145.00

	MSRP*: <b>\$16,495.00</b>
Total Additional Equipment:	<b>\$500.00</b>
	Subtotal: <b>\$16,995.00</b>
Destination/Handling:	<b>\$995.00</b>
	Total MSRP*: <b>\$17,990.00</b>

\*MSRP (Manufacturer's Suggested Retail Price)

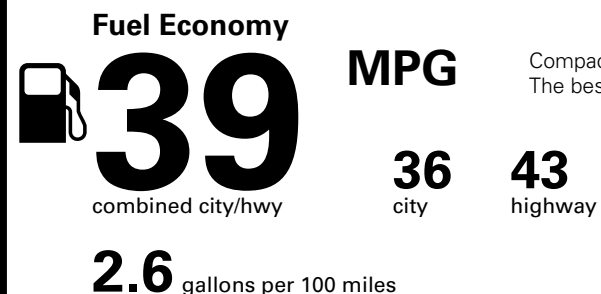
Visit us at [www.mitsubishicars.com](http://www.mitsubishicars.com)



**Fuel Economy and Environment**




Gasoline Vehicle



Compact Cars range from 14 to 119 MPG. The best vehicle rates 136 MPGe.

**You save \$2,000**  
in fuel costs over 5 years compared to the average new vehicle.

**Annual fuel COST**  
**\$1,000**




This vehicle emits 229 grams CO<sub>2</sub> per mile. The best emits 0 grams per mile (tailpipe only). Producing and distributing fuel also create emissions; learn more at [fuelconomy.gov](http://fuelconomy.gov).

Actual results will vary for many reasons, including driving conditions and how you drive and maintain your vehicle. The average new vehicle gets 27 MPG and costs \$7,000 to fuel over 5 years. Cost estimates are based on 15,000 miles per year at \$2.55 per gallon. MPGe is miles per gasoline gallon equivalent. Vehicle emissions are a significant cause of climate change and smog.

**fuelconomy.gov**

Calculate personalized estimates and compare vehicles



**10-year**  
**100,000-mile**  
LIMITED POWERTRAIN WARRANTY

10<sup>YEAR</sup> / 100,000<sup>MILE</sup> POWERTRAIN  
5<sup>YEAR</sup> / 60,000<sup>MILE</sup> BUMPER-TO-BUMPER

7<sup>YEAR</sup> / 100,000<sup>MILE</sup> ANTI-CORROSION/PERFORATION  
5<sup>YEAR</sup> / UNLIMITED<sup>MILE</sup> ROADSIDE ASSISTANCE

\*See participating Retailer for Limited Warranty and Roadside Assistance terms and conditions.

**Parts Content Information**

For vehicles in this carline:  
U.S./Canadian Major Sources of Parts Content: Foreign Parts Content:  
**0%** **THAILAND 87%**

For this vehicle:  
Final Assembly Point: **CHONBURI, THAILAND**  
Country of Origin: **THAILAND** Engine: **THAILAND** Transmission: **THAILAND**

Note: Parts content does not include final assembly, distribution, or other non-parts costs.

**GOVERNMENT 5-STAR SAFETY RATINGS**

**Overall Vehicle Score** ★★★★★  
Based on the combined ratings of frontal, side and rollover. Should ONLY be compared to other vehicles of similar size and weight.

<b>Frontal Crash</b>	Driver	★★★★★
	Passenger	★★★★★

Based on the risk of injury in a frontal impact. Should ONLY be compared to other vehicles of similar size and weight.

<b>Side Crash</b>	Front seat	★★★★★
	Rear seat	★★★★★

Based on the risk of injury in a side impact.

**Rollover** ★★★★★  
Based on the risk of rollover in a single-vehicle crash.

Star ratings range from 1 to 5 stars (★★★★★) with 5 being the highest. Source: National Highway Traffic Safety Administration (NHTSA). [www.safercar.gov](http://www.safercar.gov) or 1-888-327-4236

Cumulative Accessory Weight is **6.6 lbs**

Method of Transport: RAIL  
Plant/Port of Entry: TACOMA, WA

VIN : **ML32A4HJ1KH015219**  
Route Code : **RJO**

Gasoline, license and title fees, applicable federal, state and local taxes and dealer and distributor installed options and accessories are not included in the manufacturer's suggested retail price. This label has been applied to this vehicle pursuant to federal law and cannot be moved or altered prior to delivery to the ultimate purchaser.

Cumulative Accessory Weight is **6.6 lbs**