



**2019 MIRAGE G4 ES
4-DOOR SEDAN
INFRARED METALLIC / BLACK**

1.2L DOHC 3CYL MIVEC
CONTINUOUSLY VARIABLE TRANSMISSION
50-STATE EMISSIONS STANDARD

Mechanical Features

- 1.2L MIVEC DOHC 12-valve 3-cylinder
- Electric power steering
- MacPherson front strut suspension with stabilizer bar
- Rear torsion beam
- Front-Wheel Drive (FWD)

Exterior Features

- Halogen headlights
- Rear combination tail lights
- High mount rear stop light
- Color-keyed front and rear bumpers
- Color-keyed folding side-view mirrors
- Color-keyed outside door handles
- Dark chrome grille accents
- Front windshield variable intermittent wipers
- Rear window defroster with timer
- Power side-view mirrors
- Door sash black out
- 14-inch steel wheels with wheel covers
- Temporary spare tire

Interior Features

- Speedometer/ tachometer gauge cluster
- Front room light
- Cargo light
- 4-way adjustable front passenger seat
- Rear seat pass through
- Rear seat center armrest w/ cup holders
- Rear seat head restraints (x2)
- Tilt steering wheel
- Gloss black center panel
- Chrome accented HVAC panel
- Driver and passenger sun visors with driver's side vanity mirror, lid and ticket holder
- Remote hood and fuel door release levers

Convenience Features

- Touch panel display audio system
- Rearview camera
- Four speakers
- Bluetooth® wireless technology
- USB port
- Cruise control
- ECO indicator light
- Steering wheel audio controls
- Steering wheel phone controls
- Air conditioning
- Micron air filtration
- Rear heater floor ducts
- Remote keyless entry with panic feature
- Power windows
- Power door locks
- 12-volt power outlet
- Floor console with cup holders
- Front door panel storage pockets
- Glove box

Safety & Security

- Hill Start Assist (HSA)
- Anti-lock Braking System (ABS) with Electronic Brakeforce Distribution (EBD) and Brake Assist
- Active Stability Control (ASC)
- Tire Pressure Monitoring System (TPMS)
- Advanced dual-stage front airbags
- Side curtain airbags
- Driver's knee airbag
- Three-point seatbelts for all seating positions
- Adjustable front shoulder belts with pretensioner
- LATCH child-restraint system
- Child safety rear door locks
- Anti-theft engine immobilizer
- RISE body construction

Additional Equipment

Full Tank of Gas	INCLUDED
Accy Carpeted Floor Mats and Portfolio	\$135.00

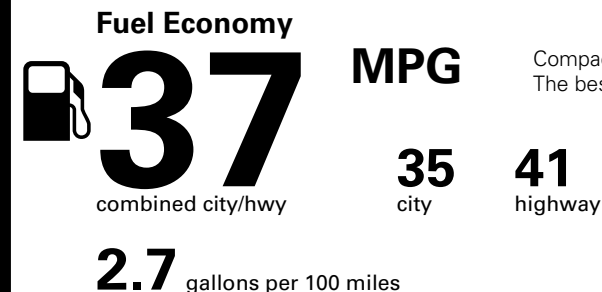
MSRP*	\$15,995.00
Total Additional Equipment:	\$135.00
Subtotal:	\$16,130.00
Destination/Handling:	\$995.00
Total MSRP*:	\$17,125.00

*MSRP (Manufacturer's Suggested Retail Price)

Visit us at www.mitsubishicars.com

EPA DOT Fuel Economy and Environment


Gasoline Vehicle



Compact Cars range from 14 to 119 MPG. The best vehicle rates 136 MPGe.

You save \$1,750
in fuel costs over 5 years compared to the average new vehicle.

Annual fuel COST
\$1,050



This vehicle emits 239 grams CO₂ per mile. The best emits 0 grams per mile (tailpipe only). Producing and distributing fuel also create emissions; learn more at fuelconomy.gov.

Actual results will vary for many reasons, including driving conditions and how you drive and maintain your vehicle. The average new vehicle gets 27 MPG and costs \$7,000 to fuel over 5 years. Cost estimates are based on 15,000 miles per year at \$2.55 per gallon. MPGe is miles per gasoline gallon equivalent. Vehicle emissions are a significant cause of climate change and smog.

fuelconomy.gov

Calculate personalized estimates and compare vehicles



10-year
100,000-mile
LIMITED POWERTRAIN WARRANTY

10 ^{YEAR} / 100,000 ^{MILE} POWERTRAIN	7 ^{YEAR} / 100,000 ^{MILE} ANTI-CORROSION/PERFORATION
5 ^{YEAR} / 60,000 ^{MILE} BUMPER-TO-BUMPER	5 ^{YEAR} / UNLIMITED ^{MILE} ROADSIDE ASSISTANCE

*See participating Retailer for Limited Warranty and Roadside Assistance terms and conditions.

GOVERNMENT 5-STAR SAFETY RATINGS

This vehicle has not been rated by the government for overall vehicle score, frontal crash, side crash, or rollover risk.


Source: National Highway Traffic Safety Administration (NHTSA).
www.safercar.gov or 1-888-327-4236

Parts Content Information

For vehicles in this carline:
U.S./Canadian Major Sources of Parts Content: Foreign Parts Content:
0% **THAILAND 93%**

For this vehicle:
Final Assembly Point: **CHONBURI, THAILAND**
Country of Origin: **THAILAND** Engine: **THAILAND** Transmission: **THAILAND**

Note: Parts content does not include final assembly, distribution, or other non-parts costs.



Cumulative Accessory Weight is **5.1 lbs** Method of Transport: RAIL VIN : **ML32F3FJ3KHF15237**
Plant/Port of Entry: TACOMA, WA Route Code : **RJO**

Gasoline, license and title fees, applicable federal, state and local taxes and dealer and distributor installed options and accessories are not included in the manufacturer's suggested retail price. This label has been applied to this vehicle pursuant to federal law and cannot be moved or altered prior to delivery to the ultimate purchaser.

Cumulative Accessory Weight is **5.1 lbs**