



**2020 MIRAGE G4 ES
4-DOOR SEDAN
SAPPHIRE BLUE METALLIC / BLACK**

1.2L DOHC 3CYL MIVEC
CONTINUOUSLY VARIABLE TRANSMISSION
50-STATE EMISSIONS STANDARD

Mechanical Features

- 1.2L MIVEC DOHC 3-cylinder
- Electric power steering
- Front MacPherson strut suspension with stabilizer bar
- Rear torsion beam suspension
- Front-Wheel Drive (FWD)

Exterior Features

- Halogen headlights
- LED high-mount stop light
- Body-colored front and rear bumpers
- Body-colored side mirrors
- Body-colored outer door handles
- Front variable intermittent wipers
- Rear window defroster with timer
- Folding side mirrors
- 14-inch steel wheels with wheel covers
- Temporary spare tire

Interior Features

- Front map light
- Cargo light
- 6-way adjustable driver seat
- 4-way adjustable passenger seat
- Rear seat pass through
- Rear seat center armrest with cupholders
- Head restraints at front and rear outboard seating positions
- Gloss black audio panel
- Chrome climate control panel accents
- Driver sunvisor vanity mirror
- Remote fuel lid release

Convenience Features

- Rearview camera
- 4 speakers
- Bluetooth® wireless technology
- Front USB port
- Cruise control
- ECO Indicator
- Steering wheel audio and phone controls
- Automatic climate control
- Micron air filtration
- Rear heater floor ducts
- Remote keyless entry
- Power windows
- 12V power outlet
- Floor console with cupholders
- Front door bottle holder
- Glove box

Safety & Security

- Hill Start Assist (HSA)
- Anti-lock Braking System (ABS) with Electronic Brakeforce Distribution (EBD) and brake assist
- Active Stability Control (ASC)
- Tire Pressure Monitoring System (TPMS)
- Advanced dual-stage front airbags
- Side curtain airbags

Safety & Security (cont'd)

- Front seat-mounted side airbags
- Driver knee airbag
- Head restraints at front and rear outboard seating positions
- Adjustable front-seat shoulder belt anchors
- LATCH (Lower Anchors and Tethers for Children)
- Child safety rear door locks
- Anti-theft engine immobilizer
- RISE body construction

Additional Equipment

Full Tank of Gas	INCLUDED
Accy Fog lights	\$295.00
Accy Carpeted floor mats and portfolio	\$145.00
Convenience Value Package	\$270.00
<ul style="list-style-type: none"> Cargo mat Cargo net Armrest console 	

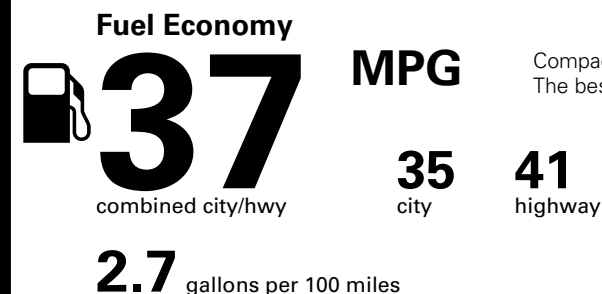
MSRP*	\$16,295.00
Total Additional Equipment:	\$710.00
Subtotal:	\$17,005.00
Destination/Handling:	\$995.00
Total MSRP*:	\$18,000.00

*MSRP (Manufacturer's Suggested Retail Price)

Visit us at www.mitsubishicars.com

EPA DOT Fuel Economy and Environment


Gasoline Vehicle



Compact Cars range from 14 to 113 MPG. The best vehicle rates 136 MPGe.

You save \$2,000
in fuel costs over 5 years compared to the average new vehicle.

Annual fuel COST
\$1,100



This vehicle emits 236 grams CO₂ per mile. The best emits 0 grams per mile (tailpipe only). Producing and distributing fuel also create emissions; learn more at fuelconomy.gov.

Actual results will vary for many reasons, including driving conditions and how you drive and maintain your vehicle. The average new vehicle gets 27 MPG and costs \$7,500 to fuel over 5 years. Cost estimates are based on 15,000 miles per year at \$2.70 per gallon. MPGe is miles per gasoline gallon equivalent. Vehicle emissions are a significant cause of climate change and smog.

fuelconomy.gov

Calculate personalized estimates and compare vehicles



10-year
100,000-mile
LIMITED POWERTRAIN WARRANTY

10 YEAR /100,000 MILE POWERTRAIN
7 YEAR /100,000 MILE ANTI-CORROSION/PERFORATION
5 YEAR /60,000 MILE BUMPER-TO-BUMPER
5 YEAR /UNLIMITED MILE ROADSIDE ASSISTANCE

*See participating Retailer for Limited Warranty and Roadside Assistance terms and conditions.

GOVERNMENT 5-STAR SAFETY RATINGS

This vehicle has not been rated by the government for overall vehicle score, frontal crash, side crash, or rollover risk.


Source: National Highway Traffic Safety Administration (NHTSA).
www.safercar.gov or 1-888-327-4236

Parts Content Information

For vehicles in this carline:
U.S./Canadian Major Sources of Parts Content: Foreign Parts Content:
0% **THAILAND 94%**

For this vehicle:
Final Assembly Point: **CHONBURI, THAILAND**
Country of Origin: **THAILAND**
Engine: **THAILAND**
Transmission: **THAILAND**

Note: Parts content does not include final assembly, distribution, or other non-parts costs.



Cumulative Accessory Weight is 14.8 lbs Method of Transport: RAIL **VIN : ML32F3FJ7LHF07871**
Plant/Port of Entry: JACKSONVILLE,FL **Route Code : RDS**

Gasoline, license and title fees, applicable federal, state and local taxes and dealer and distributor installed options and accessories are not included in the manufacturer's suggested retail price. This label has been applied to this vehicle pursuant to federal law and cannot be moved or altered prior to delivery to the ultimate purchaser.

Cumulative Accessory Weight is **14.8 lbs**